



Town of James Island, Regular Town Council Meeting
June 20, 2024; 7:00 PM; 1122 Dills Bluff Road, James Island, SC 29412

IN-PERSON MEETING

****NEW**** Watch Live and Meeting Recordings: <https://www.jamesislandsc.us/livestream-town-meetings>
Watch Archived Recordings on the Town's YouTube Channel: <https://www.youtube.com/channel/UCm9sFR-ivmaAT3wyHdAYZqw>

Notice of this meeting was published and posted in accordance with the Freedom of Information Act and the requirements of the Town of James Island.

The Town encourages the public to provide comments prior to its Town Council meeting. Residents wishing to address the Council will be limited to three (3) minutes and must sign in to speak. Comments may also be sent ahead of the meeting by emailing to: info@jamesislandsc.us, mail to P.O. Box 12240, Charleston, SC 29422, or placed inside the drop box outside of Town Hall at 1122 Dills Bluff Rd.

- 1) Opening Exercises: (Councilman Boles)
- 2) **Public Hearing: Ordinance #2024-04** An Ordinance Amending the Town of James Island Zoning and Land Development Regulations Ordinance, Number 2013-07: (Exhibit A): General Provisions – Grand Tree Definition, Section 153.013; Subdivisions – Tree Preservation, Section 153.309; and Development Standards – Tree Protection, Section 153.334
- 3) **Public Comment:**
- 4) Consent Agenda:
 - a) Minutes: **Town Council Regular Meeting, May 16, 2024**
- 5) Information Reports:
 - a) **Finance Report**
 - b) **Town Administrator Report**
 - c) Island Sheriff's Patrol Report
 - d) **Public Works Report**
- 6) Requests for Consideration by Staff:
 - a) Request for Proposal 2024-03: **Hale/Mellichamp Bid Tabulation and Recommendation**
 - b) Request for **Thermoform work on Peregrine Pipe Estimate** (Stormwater Fund vs. County replacement estimate)
- 7) Requests for Consideration by Council: None
- 8) Committee Reports:

- a) Land Use Committee
- b) Environment and Beautification Committee
- c) Children’s Committee
- d) Public Safety Committee/Neighborhood Council

- **Appointment to Neighborhood Council**
 - Nancy Luhrs
 - Dean White
 - Melissa Luby

- e) History Committee
- f) Rethink Folly Road
- g) Drainage Committee
- h) Business Development Committee
- i) Trees Advisory Committee
- j) James Island Intergovernmental Council
- k) Accommodations Tax Committee

9) Proclamations and Resolutions:

10) Ordinances up for First Reading:

Ordinance #2024-05: **Amending the Fiscal Year 2023-2024 Budget** for the Town of James Island

11) Ordinances up for Second/Final Reading:

Ordinance #2024-03: An **Ordinance Adopting the Fiscal Year 2024-2025** Town of James Island Annual Budget

Ordinance #2024-04 An Ordinance Amending the Town of James Island Zoning and Land Development Regulations Ordinance, Number 2013-07: (Exhibit A): General Provisions – Grand Tree Definition, Section 153.013; Subdivisions – Tree Preservation, Section 153.309; and Development Standards – Tree Protection, Section 153.334

12) Old Business:

13) New Business:

14) Executive Session: The Town Council may enter into an Executive Session in accordance with Code of Laws of South Carolina 30-4-70 (A)(2) regarding discussion of proposed contractual matters, proposed purchase of properties, including property at 1335 Sea Aire Drive, (TMS#s 4280100052, and 4280100054), potential condemnation litigation, and legal advice relating to Town Ordinance Section 153.212. Upon returning to Open Session the Council may act on matters discussed in the Executive Session.

15) Return to Regular Session:

16) Announcements/Closing Comments:

17) Adjournment:

AN ORDINANCE

AN ORDINANCE AMENDING THE TOWN OF JAMES ISLAND ZONING AND LAND DEVELOPMENT REGULATIONS ORDINANCE, NUMBER 2013-07: (EXHIBIT A): GENERAL PROVISIONS - GRAND TREE DEFINITION: SECTION 153.013; SUBDIVISIONS - TREE PRESERVATION: SECTION 153.309; DEVELOPMENT STANDARDS - TREE PROTECTION: SECTION 153.334.

WHEREAS, the South Carolina Local Government Comprehensive Planning Enabling Act of 1994, Sections 6-29-310, et seq., 6-29-510 et seq., 6-29-710 et seq. and 6-29-110 et seq., of the Code of Laws of South Carolina, 1976, as amended, authorizes the Town of James Island to enact or amend its zoning and land development regulations to guide development in accordance with existing and future needs and in order to protect, promote and improve the public health, safety, and general welfare; and

WHEREAS, the Town of James Island Planning Commission has reviewed the proposed text of the Town of James Island Zoning and Land Development Regulations Ordinance (ZLDR) in accordance with the procedures established in State law and the ZLDR, and has recommended that the Town of James Island Council adopt the proposed text amendments of the ZLDR as set forth in Sections 153.013, 153.309, and 153.334 herein; and

WHEREAS, upon receipt of the recommendation of the Planning Commission, Town Council held at least one (1) public hearing and after close of the public hearing, Town Council approves the proposed text amendments based on the Approval Criteria of Section 153.042 (F) of the ZLDR;

WHEREAS, the Town Council has determined the proposed text amendments meet the following criteria:

- (1). The proposed amendment corrects an error or inconsistency or meets the challenge of a changing condition; and
- (B). The proposed amendment is consistent with the adopted Town of James Island Comprehensive Plan and goals as stated in Section 153.005; and
- (C). The proposed amendment is to further the public welfare in any other regard specified by Town Council.

NOW, THEREFORE, be ordained it, by the Town of James Island Council in meeting duly assembled, as follows:

SECTION I. FINDINGS INCORPORATED

The above recitals and findings are incorporated herein by reference and made a part of this Ordinance.

SECTION II. TEXT AMENDMENT OF THE ZONING AND LAND DEVELOPMENT REGULATIONS ORDINANCE

The Town of James Island Zoning and Land Development Regulations Ordinance is hereby amended to include the text amendments of Sections 153.013, 153.309, and 153.334 and is attached hereto as "Exhibit A", and made a part of this Ordinance by reference.

SECTION III. SEVERABILITY

If, for any reason, any part of this Ordinance is invalidated by a court of competent jurisdiction, the remaining portions of this Ordinance shall remain in full force and effect.

SECTION IV. EFFECTIVE DATE

This Ordinance shall become effective immediately following second reading by the Town Council.

ADOPTED and APPROVED in meeting duly assembled this 20th June, 2024

TOWN OF JAMES ISLAND COUNCIL

By: _____
Frances H. Lyon
Mayor of the Town of James Island

ATTEST:

By: _____
Frances Simmons
Town Clerk of the Town of James Island

First Reading: May 16, 2023
Public Hearing June 20, 2023
Second Reading: June 20, 2023

“EXHIBIT A”

GENERAL PROVISIONS

§ 153.013 DEFINITIONS.

GRAND TREE. All species of tree measuring **24 18** inches or greater diameter breast height (DBH) except pine and sweet gum.

SUBDIVISION REGULATIONS

§ 153.309 TREE PRESERVATION; GRAND TREES.

(A) *Definition.* For this and all sections regarding the protection of **GRAND TREES**, the meaning shall be for all trees except pine and sweet gum having a diameter at breast height of **24 18** inches or greater.

DEVELOPMENT STANDARDS

§ 153.334 TREE PROTECTION AND PRESERVATION.

GRAND TREE. Any species of tree measuring **24 18** inches or greater diameter breast height (DBH) except pine and sweet gum. All **GRAND TREES** are prohibited from removal unless a grand tree removal permit is issued.

Frances Simmons

From: Brook Lyon
Sent: Wednesday, May 15, 2024 3:53 PM
To: Frances Simmons
Subject: FW: 18 Inches Tree Amendment For the Win!

FYI

Brook Lyon, Mayor

Town of James Island
843.795.4141 | 843.795.4878 (fax)
1122 Dills Bluff Road
James Island, SC 29412
www.jamesislandsc.us



From: jenny welch <jerdone@gmail.com>
Sent: Wednesday, May 15, 2024 9:39 AM
To: Brook Lyon <blyon@jamesislandsc.us>; Daniel Boles <dboles@jamesislandsc.us>; Darren Troy Mullinax <darrentroy Mullinax@jamesislandsc.us>; Cynthia Mignano <cmignano@jamesislandsc.us>; Lewis Dodson <ldodson@jamesislandsc.us>
Subject: 18 Inches Tree Amendment For the Win!

CAUTION: This email originated from outside the Town of James Island. Maintain caution when opening external links/attachments

Good morning Council,

I am asking that you amend the tree ordinance to protect trees that are 18 inches in diameter on James Island. Currently, the tree ordinance is 24 inches and most tree species will never grow that large but still deserve to be protected (or at least stand a good fight by having to get a variance for removal).

Trees and tree variety is crucial to the wellbeing of our Town. With the current 24 inches, it seems like it mostly caters to our ancient live oaks. This is wonderful as we love our live oaks! However, I also really love magnolias, dogwoods, maples, pecans, etc. but they often don't ever reach 24 inches and, therefore, are not protected by our ordinance. Tree variety is crucial because it helps protect against disease spreading amongst our trees and wiping them all out. Different species have their various strengths and purposes and deserve to remain standing even though they don't fit the bill of 24 inches.

We all know that flooding is rampant on our island. We are seeing it after each and every rain storm that hits us. We need every tree possible to help mitigate the flood waters. We have seen it happen time and time again on our island when a developer comes in and is able to clear cut a piece of land due to our current and very weak ordinance and, poof, suddenly nearby houses and yards are flooding where they have never flooded before. We need trees on our island to help us stay afloat.

Sometimes, I feel like people view trees as nuisances because they are often "in the way" of some type of human improvement or project. I feel quite differently about our trees. They are life. They are joy. They are nature. And they are the key to balance and any quality of life remaining on James Island.

I appreciate you reading this and taking the time to truly examine how critical a strong tree ordinance is for our Island.

Sincerely,
Jenny Welch
1163 East and West Road

June 12, 2024

Mayor Lyon & Members of James Island Town Council,

Members of the Town's Trees Advisory Council have voted unanimously to reiterate our support for the changes specified to the Tree ordinance. Please see the attached letter that we sent on your initial consideration of ordinance change wherein we specified reasons for our support for protecting trees 18 inches or greater in Diameter at breast height. We hope you will continue to support protection for our island trees.

Members of the Trees Advisory Council

May 15, 2024

Mayor Lyon & Members of Town Council,

At our May 14th 2024 meeting the Trees Advisory Council voted unanimously to support the recommendation from staff and affirmed unanimously by Planning Commission to change the Tree Ordinance and allow more protection for smaller trees. Expanding protection from 24 inch DBH to 18 inch DBH will allow not only allow more trees to be preserved, but will also enhance the diversity of species and resiliency of our urban canopy and island.

Our present ordinance is designed to protect primarily oak trees as they are a species that if left to grow, can attain a 24-inch DBH (other species that can include pecan and magnolia; pines and sweet gum are specifically excluded from protection). **It is important to note that many trees will never achieve a DBH of 24 inches in their lifetime.** These "understory" trees also provide the advantages seen in more mature trees and through their diversity provide an array of feeding and nesting options for wildlife.

Please review the attached results from a survey sponsored by the Trees Advisory Council and the TOJI done from 2021-2022 that plotted the locations, species, health and DBH of trees in our major roadside right of ways. With respect to diversity, you can see the vast majority of the trees measured were oak trees and that most of the trees were greater than 24 inches DBH. These trees would be protected under the present 24-inch DBH. **However, in looking at the list, you can also see that there are 14 other species of trees and that there are 144 measured trees that were less than 24 inches DBH. These trees are not protected.** The graph shows that by changing the tree ordinance to include protections for trees 18 inches or greater, 40% (56 trees) of these "understory" trees would get additional protection. Younger trees are healthier and often stronger. Trees do not live forever, and by protecting only older trees we run the risk of losing not only diversity but large numbers of old trees as they reach the end of their lifespans. **Protecting younger trees ensures generational turnover.**

Residents of James Island value their trees and the town has worked to educate residents through the Trees Advisory Council and public Arbor Day celebrations. We hope that this ordinance change will occur as it will enhance the beauty and resiliency of James Island and provide for diversity in island wildlife. Please do support the recommendation to expand tree protection by changing the DBH requirement from 24 inches DBH to 18 inches DBH.

Thank you for your attention in this important matter.

Members of the Town of James Island Trees Advisory Council

2021-2022 Tree Survey Data Summary

Number of Interns: 5

Number of Trees Assessed in James Island Right of Ways: 469

204 Live Oak

139 Laurel Oak

5 Water Oak

1 Black Oak

10 Ash

4 Elm

8 Sweet Gum

4 Gum

11 Hickory

3 Pecan

6 Cherry

3 Magnolia

1 Mulberry

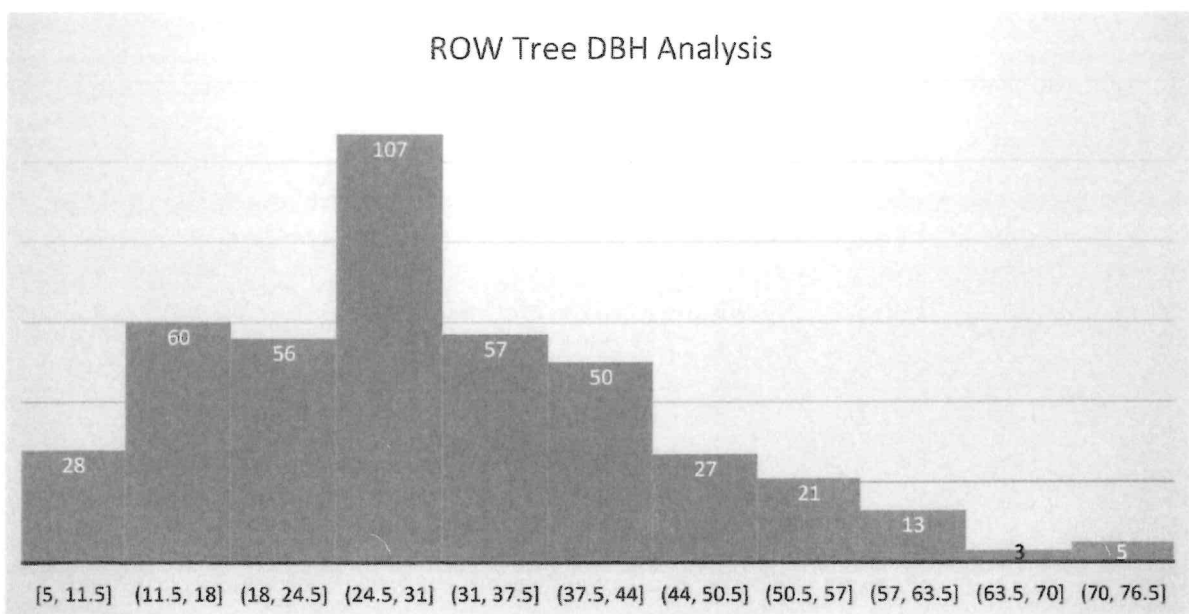
1 Willow

1 Birch

6 Palm

9 Pine

1 Cedar



Diameter at Breast Height

Frances Simmons

From: Becky Green <beckydg53@gmail.com>
Sent: Monday, May 13, 2024 3:57 PM
To: Brook Lyon; Frances Simmons
Subject: Tree ordinance

CAUTION: This email originated from outside the Town of James Island. Maintain caution when opening external links/attachments

In keeping with preserving the James Island natural environment and beauty, I would like to show my support for the new proposed tree ordinance.

I will be unable to attend the May 16 meeting but would like the Town to know of my support.

Becky Green
675 Port Circle
James, Island, SC

Frances Simmons

From: wendy teel <wendymariateel@gmail.com>
Sent: Thursday, May 16, 2024 12:32 AM
To: Brook Lyon; Lewis Dodson; Darren Troy Mullinax; Daniel Boles; Cynthia Mignano
Cc: Frances Simmons
Subject: James Island Town Council - Definition of Grand Tree Ordinance Amendment

CAUTION: This email originated from outside the Town of James Island. Maintain caution when opening external links/attachments

Dear James Island Town Council members Ms Mignano, Mr Mullinax, Mr Boles, Mr Dodson, and Mayor Lyon,

I have owned and lived at 1290 Hampshire Road, in the Whitehouse Plantation subdivision, on James Island since 2014.

Please accept this email as my **emphatic** citizen support for the proposed amendment to Land Development Regulation Ordinance for the definition of Grand Trees to be changed from 24" DBH (current) to 18" DBH (proposed adjustment).

Retaining trees 18" DBH and larger will provide long term benefits to both the future citizens of new neighborhoods and current citizens in surrounding neighborhoods by continuing to absorb large amounts of water, especially as flooding events grow more frequent. Air quality, wildlife, and preserving our communities quality of life on James Island would also reap significant benefits from this proposed amendment.

Thank you for your consideration,

Wendy Teel
1290 Hampshire Rd,
Charleston, SC 29412

Frances Simmons

From: Susan Milliken <sbmilliken@gmail.com>
Sent: Tuesday, May 14, 2024 11:46 AM
To: Brook Lyon; Cynthia Mignano; Darren Troy Mullinax; Daniel Boles; Lewis Dodson; Frances Simmons
Subject: Property on Sea Aire Dr.

CAUTION: This email originated from outside the Town of James Island. Maintain caution when opening external links/attachments

Hi all,

Initially I was shocked to see the contract in the meeting packet for the possible purchase of the 2 acres on Sea Aire Dr. for \$1.3 million...

But after much thought and consideration, and realizing that the chance of the Town acquiring any of the Royall property is probably not going to be feasible; this purchase could be a good idea, **especially for a Community Garden that residents of all ages could enjoy.**

Additionally, tiny trees could be cultivated at this location to grow into larger trees that are big enough to plant. Fruit trees could be awesome to plant at this location also. The site could serve as a location for field trips for elementary, middle and high school kids to learn about growing your own food.

Riverland Terrace has their awesome Community Garden--Medway Park-- that all enjoy. A number of residents and the RT Garden Club over there keep it up in a volunteer effort., so it would not be so costly for the Town moving forward if volunteers helped.

MUSC also has an amazing community garden that is beautiful growing all sorts of things that could be replicated.

I am NOT for tennis courts, or a Pool there; but a community garden would be fabulous! If it had "hours" like 9 a.m. to 6 p.m, maybe it would not disturb the neighbors much.

I hate that the cost is so much for acquiring this 2 acres, but in looking at the comps at the Dawn Dr. parcel, the \$1.3 million is in the ballpark. I would just hate to see the Town take on a future huge expense there that a pool or more rec type activities, plus liability insurance would involve cost-wise. Our family always used the City of Charleston Rec facilities and youth sports programs and were very happy with that, and feel it adequately serves the island in terms of swimming and youth sports teams.

Thank you,
Susan Milliken
762 Fort Sumter Dr.
James Island, SC
Ph. 843-406-9616

Frances Simmons

From: Bob Cornell <rcornel7@gmail.com>
Sent: Wednesday, May 15, 2024 9:50 AM
To: Frances Simmons
Cc: Brook Lyon
Subject: Sea Aire Dr

CAUTION: This email originated from outside the Town of James Island. Maintain caution when opening external links/attachments

To whom it concerns,

I am a resident of the Town of James Island.

My family agrees with the purchase of the land to create open space/park. However, we would like to see some park/ open space development on the other side of Folly near the Queensborough neighborhood heading down to JIES. The other side of town seems to get a lot more resources (Stiles point, Harbor View, Riverland). We have no parks (playgrounds), baseball fields, or open space. My family drives across Folly or May Bank to go to a park, baseball field or open space.

Thanks
Bob Cornell
1075 Yorktown Dr

Frances Simmons

From: Mark Rowland <covercloudkpi@gmail.com>
Sent: Wednesday, May 15, 2024 11:56 AM
To: Frances Simmons
Cc: jrowlo6@gmail.com
Subject: Sea Aire Dr. Recreation Opportunity

CAUTION: This email originated from outside the Town of James Island. Maintain caution when opening external links/attachments

Good Morning Ms. Simmons,

We would appreciate if you would pass this email along to the Mayor and Town Council members.

TO: Mayor Lyon and The James Island Town Council Members

My wife and I saw the recent FaceBook post on the Save James Island page about the proposed town purchase of two acres on Sea Aire Dr. for the potential for a park or recreation opportunity, and we wanted to make sure that our voice was heard. We are current residents and home owners in the Old Orchard neighborhood, where this purchase is being proposed. We have a family with two kids, that will both be attending Camp Road Middle School next year.

We are 100% in support of the town moving forward and purchasing this land for recreation activities. We are always looking for ways to spend time with our family, and in my opinion, this town and more specifically this neighborhood, could greatly benefit from a new park with recreation possibilities.

A nice park would be a great benefit for not only the entire town of James Island; but more specifically it would be great for this area. The recreation opportunities are somewhat lacking around James Island compared to other municipalities that we've previously lived in. We would love to see a small tennis facility or even just some open space that we can use to recreate with the kids.

We already have plenty of new houses coming into this neighborhood currently; and with more people moving in, there is a need for more recreation opportunities.

We know that the town will get push back from neighbors whom are concerned about the price or the traffic and additional people this will bring to our neighborhood. The price sounds like it is around the market rate for this area and that shouldn't be of concern. If the park is added with additional traffic considerations in mind; then we think it can be a huge success and provide a benefit for even the strongest opponents in our neighborhood.

I want to reiterate that our family thinks this is a great idea and we fully support it. We would utilize the new recreation opportunity, and we hope that the town moves forward with the purchase of the property on Sea Aire Dr, to bring additional recreation opportunities in our neighborhood and the Town of James Island.

If you have any questions or need any additional input please don't hesitate to reach out to us.

Respectfully,

Mark and Jen Rowland
1234 Oxbow Dr.
Charleston, SC 29412

Frances Simmons

From: Kandra Phillips <kandra_phillips@yahoo.com>
Sent: Wednesday, May 15, 2024 7:57 PM
To: Frances Simmons
Subject: Property on Sea Aire

CAUTION: This email originated from outside the Town of James Island. Maintain caution when opening external links/attachments

Hello,

I have lived on Sea Aire drive for 9 years. The property for purchase has been brought to our attention. We vote Green space or playground please! Please pass this on to Mayor Lyon and the council members for tomorrows meeting. Thank you.

Sea Aire resident,
Kandra Powers

[Yahoo Mail: Search, Organize, Conquer](#)

The Town of James Island held its regularly scheduled meeting on Thursday, May 16, 2024 at 7:00 p.m. in person at the Town Hall, 1122 Dills Bluff Rd., James Island, SC. This meeting was also live streamed on the Town's website: www.jamesislandsc.us/livestream-townmeetings and held in accordance with the SC Freedom of Information Act and the requirements of the Town of James Island.

The following members of Council were present: Boles, Dodson, Mignano, Mullinax, and Mayor Lyon, who presided. Also, Michael Hemmer, Town Administrator, Merrell Roe, Finance Officer, Keith LaDeaux, PW Coordinator/Project Manager, Lt. Shawn James, Deputy Chris King, Island Sheriff's Patrol, Brian Quisenberry, Town Attorney, Frances Simmons, Town Clerk and incoming Finance Officer, Becky Heath.

Opening Exercises: Mayor Lyon called the meeting to order at 7:00 p.m. Councilwoman Mignano asked those who wished, to join her in prayer and followed with the Pledge of Allegiance.

Mayor Lyon welcomed the public and introduced the members of Town Council, staff, Town Attorney, Island Sheriff's Patrol, and recognized incoming Finance Officer, Becky Heath.

Presentation: Proclamation Recognizing Bonum (Bo) S. Wilson, Former Town Attorney: Mayor Lyon called former Town Attorney, Bo Wilson forward and read a proclamation recognizing his 24 years of service to the Town. Mr. Wilson was presented with a plaque for his long-time service to the Town. Mr. Wilson thanked Council for the opportunity to serve the Town and it has been an interesting journey. Photo session followed.

Presentation: Proclamation Recognizing Tracy Boyette, James Island Postal Carrier: Prior to recognizing Tracy Boyette, Mayor Lyon said that a few weeks ago she received a call from Deputy Chris King about a situation in her neighborhood. The result was that a resident had passed away in his home and had been there for some time. Mayor Lyon said due to the prompt action by Tracy Boyette, (James Island Postal Carrier), who noticed the resident's mail had accumulated for some time and smelled an odor from the home. Mayor Lyon said the owner had a dog that was distressed by this but is now in a loving home. Ms. Boyette was recognized by the Mayor and Council for her exceptional and dedicated service to the Town. She was presented with a proclamation and plaque. Mayor Lyon stated that a letter has been sent to the Postmaster General in Washington, DC, and to the James Island Post Office to recognize Ms. Boyette's service. Photo session followed.

Public Hearing: Ordinance #2024-03: An Ordinance Adopting the Fiscal Year 2024-2025 Town of James Island Annual Budget: Mayor Lyon opened the Public Hearing for the Fiscal Year 2024-2025 Annual Budget. Town Administrator, Mike Hemmer provided an overview and budget narrative. He explained that Revenues totaled \$4,167,958; and Expenses, \$4,167,949. Mr. Hemmer referred to the Budget Narrative which includes costs per departments. The information presented is included for the record.

No one from the public signed in to speak during the Public Hearing

Public Comment:

The following persons addressed the Council:

Stephen Szwartacki, 1344 Sea Aire Drive: spoke on the Town's potential purchase of the Sea Air property that blew up in the news/social media this week. Mr. Szwartacki said the property is directly across from his house and he looks at a dilapidated tennis court that has not been used in years; but could also turn into six gigantic houses. He said the potential for a park or development on the property caused a lot of "hub-bub" in the neighborhood. The neighbors have decided that they would not litigate this on social media or in the news but would speak to their family and neighbors about it. What scared them most is they do not think the amenities could be handled by this property because it is only two acres. It is a good opportunity for green space but that may not fit into what the Town sees; what it can do; or if it's a promise that the Town could keep, but it sounds good to most people. He personally does not want to see six mega houses constructed by an off-island developer. There is a lot of fear about what a public space can bring: traffic, quality, upkeep, and how much say the neighborhood could have. The neighborhood has been scared by what the Town has done in the past. A lot of the

neighbors voted for the current seated Council and don't think they should be held accountable for the sins of their predecessors about how things have been managed in other ways. This is a good opportunity for green space that has been agricultural for 100 years and where people played tennis for 60.

Gerry Schott, 1192 Stone Post Road: spoke on the Town's potential purchase of the Sea Aire property. She wanted to wear a Switzerland t-shirt because she is neutral. She is new to the neighborhood but feels she has to listen to the *ole timers*. She's heard that some want green space and others do not. The property is dilapidated and in disarray. It's an eyesore.; only two acres. What can be done on two acres? If it is green space with no buildings, restrooms, or porta potties that might work. The residents want to maintain their neighborhood. There are only three streets into the subdivision. It is quiet, serene, and they want to keep it that way. They do not want extra traffic coming in/out. The parcel of land is at the back of the subdivision. If it were in the front it would not be a problem. There are no sidewalks so the street is used for that. She said there are mothers pushing their babies in carriages, toddlers riding bikes and families. Her opinion is that she would like to maintain the peace and serenity of the neighborhood. There aren't a lot of trees anymore so there are none to be saved. She knows this property could be made into something beautiful but worry about the neighbors that live close by.

Schuyler Blair, 850 Mellichamp Drive: thanked Mayor Lyon, Mike Hemmer, Mellissa Flick, and Keith LaDeaux for helping with the drainage problems he experiences in his neighborhood. The drainage sits between Mellichamp Drive and Hale Street. The homes on Hale Street were built in 2008-2009 and the builder placed plastic pipes in the open ditch easement and covered it with dirt. This has created severe drainage issues for the neighborhood, specifically for the homes on Mellichamp Drive. Homes on Hale Street sits higher and that causes the water to flow onto Mellichamp Drive and affects his property because there is only one access point for the water to flow through the pipe. The access point sits behind his house and the drainage box is two feet higher than the Mellichamp lawns. In order for the water to flow through the pipe it has to reach a certain threshold and until then, water sits stagnant. Since the pipes are plastic, they are not durable and two or three trees have grown over them compromising the drainage. He shared that an 80 year old resident has lived in the neighborhood for over 45 years and has never had drainage problems until the Hale Street homes were built. He thanked Mayor Lyon for preparing a request for proposal to help resolve this problem. He is also willing to help.

Megan Dean, 1243 Cornwallis Road: urged Council to vote in favor of changing the definition of a grand tree size from 24" to 18" DBH. The greatest thing that we can do for our environment and future is to protect and preserve it. Passage of this ordinance would allow more than saving trees. It would help flooding, save wildlife, improve air quality, and set a standard for James Island to be the beautiful place that we all love and cherish. Our decisions today will impact our tomorrows. As members of Council who represents our community and those who votes for them, she pleads to save our island. She said everyone at this meeting is talking the same thing and are worried about flooding and green space. This is one way that Council could make a difference.

Patrick Bucher, 1350 Sea Aire Drive: lives across from the old Herbert Tennis Center on Sea Aire Drive. He is happy to have green space as is opposed to having six large houses on the property. He would like citizens to have input into the planning process. He thanked Council for investing in the community by purchasing property. He shared that he inherited former Mayor Clark's dog, Muddy, and three cats after Thomas Herbert went into a home. He said if Council wanted to make a proclamation for Muddy the "first dog" of James Island that would be appreciated.

John Peters, 1301 Hampshire Drive: encouraged Council to approve changing the definition of a grand tree from 24" to 18" DBH. Trees are what makes James Island special and beautiful and the more we can preserve, the better. He thanked Council for doing a good job in compromising for green space and pursuing it. He encouraged Council to keep up what they are doing for the 6.5 acres. They know that the developers will possibly move forward but some green space may be preserved and thinks it will turn out well for what it is. Mr. Peters offered his assistance with future green space/Green Belt opportunities. He shared information from the National Recreation and Park Association (NRPA), that the National Guidelines on sufficient distribution of park lands ranges from 6 acres to 10 acres per 1,000 of the population. As of 2022, James Island currently offers 8.58 acres of park space to its 11,602 residents. By this statistic using the minimum 6 acres, the Town has fallen short by

62.8 acres of park space per 1,000 of its population. This means that 10,466 citizens are not accommodated by the Town with park space by National Standards. Mr. Peters asked Council to do what it can to pursue green space and thanked them for doing a good job.

Kevin McFarland, 1306 Ptarmigan Street: Thanked Council for recent drainage improvements in Quail Run. He is unable to determine if the project is at the end of Phase I or if Phase II is beginning because there are a lot of pipes in the middle of the neighborhood and that has not been addressed. With the recent Fort Johnson detour through the neighborhood, one of the pipes next to his house collapsed. It looks as if a plate is there now but it is still fully exposed. He urged Council to move forward with a repair because he has three teen drivers and a wife that drives over it every day. He said it is only a matter of time before it falls in completely and could cause damage to property or God forbid injury to someone. He asked Council to look at the other areas in the neighborhoods that were not completed.

Mayor Lyon addressed Mr. McFarland that the Town is aware of those issues and is in the process of investigating and obtaining estimates for repairs.

Jim Luby, 1330 Whitehouse Boulevard: Mr. Luby asked the Council to support changing the definition of a Grand Tree from 24" DBH to 18" DBH. He shared a story that early settlers on James Island discovered that the island thrived with Live Oaks and Southern Pines. Live Oaks have a quirky growth habit; the twisting, curving branches form in unpredictable ways making them natural components in ship building. Many seagoing vessels were built at shipyards in James Island. From 1700 to 1770 hundreds of ships of all sizes were constructed until most of the Live Grand Oaks were eliminated. An average of 60 grand trees were used to construct a small boat of 30 feet in length. A single ship might require the wood from 60 acres of Oaks and Pines. That was then; this is now! The future of grand trees are being eliminated for the expansion of roads and new construction one by one, little by little. Please save the trees.

Jesse Williams, 1224 Stone Post Road: Mr. Williams said he is a builder/developer, which are usually bad words; but tonight he would like to put a different twist on that. He lived in Greenville prior to moving to James Island and absolutely loves the friendliness, charm, and everything James has to offer. It was brought to his attention that the Council will go into an executive session and make a decision to purchase land that is directly behind his house (Sea Aire). He spoke of the quietness of the neighborhood and friendly interaction with the neighbors. He has prided himself for building 400 plus quality and affordable homes for families to cherish, live in and make memories. He asked Council to imagine having a park within 15 ft. of their back yard with people yelling, screaming, and traffic. He recently tried to purchase the property, but not to build five or six houses. He has two investor friends and told them the purchase is not to build four to six houses if they're going to be his partners. They will extend his back yard for a bigger space; place a buffer zone and keep it natural – maybe build two houses. He told Council that his house has enhanced the neighborhood. It is 3900 sq. ft.. He commented about Council entering into an executive session before bringing this information to the people to see whether or not they want it. He asked, should a park be in an unbelievably quiet neighborhood having no traffic? Council needs to go there before they make a decision and see how many people walk. What a peace of heaven it is. He said that SCDOT standards are being violated, i.e., the closing of Fort Johnson Road, that traffic was not properly routed. The property (Sea Aire) should be condemned. It infested with rats, coyotes are there, foxes and high grass and the County's standards are not being enforced.

Mayor Lyon informed the public that during executive sessions Council takes no votes or makes decisions. All decisions are made during open session because the Town believes in being transparent.

Wendy Teel, 1290 Hampshire Road: made an emphatic citizen support for the proposed amendment to change the definition of grand trees from 24" to 18" DBH. Retaining trees 18" will provide long term benefits to both current and future citizens and surrounding neighborhoods as flooding continues to increase. She asked Council's consideration in this matter.

Mayor Lyon said she and she feels all the members of Council ran on helping to curb development, traffic, and have more green space. The Town has explored many potential properties for green space. She referred to John Peters' comment, that we are far behind the curve for green space. The property on Sea Aire was identified that was a Tennis Center owned by former Mayor, Mary Clark's husband's family, and that gave it special significance. She said there is no signed contract and if Council feels this is best for the Town and decides to move toward a purchase we will solicit input from the public. There has been no back door deals. Mayor Lyon commented that she tries to stay off of social media but this issue arose that could be good for the Town. Mayor Lyon announced that she veered from agenda. The media is here tonight and believes they are for that reason and felt it was important to address this matter.,

The following persons sent in public comments sent via email:

Ordinance #2024-04: Grand Tree Definition:

Jenny Welch, 1163 East and West Road
Town of James Island Tree Advisory Council
Becky Green, 675 Port Circle
Wendy Teel, 1290 Hampshire Road

Sea Aire Property:

Susan Milliken, 762 Fort Sumter Drive
Bob Cornell, 1075 Yorktown Drive
Mark Rowland, 1234 Oxbow Drive
Kandra Phillips

Consent Agenda:

Minutes of Town Council Regular Meeting of April 18, 2024: A motion to approve the minutes under the consent agenda was made by Councilman Boles, seconded by Councilwoman Mignano. Passed unanimously.

Information Reports:

Finance Report: Mayor Lyon recognized Merrell Roe, Finance Officer, and announced that this will be Merrell's last meeting. She complimented Merrell for serving the Town faithfully for many years and we are grateful for her service.

Ms. Roe gave an overview of the May Budget Report. She commented that the \$25,000 in Accommodations Tax collected is shown in the General Fund. An overview of the Revenues and Expenditures were shared. Councilwoman Mignano thanked Merrell for always answering her questions and did not have any tonight to ask her Report received as information.

Town Administrator Report: Mike Hemmer, Town Administrator, reviewed the May Administrator's Report. He gave an overview of item #3: Requests for Proposals for On-Call/Emergency Drainage Services that has been extended because we only received one proposal. Requests for Proposals for the Hale Street and Mellichamp Drainage project is being worked on. Report received as information.

Island Sheriff's Patrol Report: Lt. James reported on crimes and incidents that occurred in the Town, vehicle traffic counts (Creekside Drive), and a successful May Day Festival. Councilman Dodson asked when the Flock Cameras would be active and Lt. James replied in June. Lt. James once again shared a story of the effectiveness of these cameras..

Public Works Report: Keith LaDeaux, Public Works/Project Coordinator gave an overview of the Public Works report highlighting activities and events that occurred during the month. Report received as information.

Requests for Consideration by Staff:

Concrete and Grading @ Public Works Shop: Mayor Lyon stated that Council received copies of the quotes and they will become a part of the record. Mayor Lyon explained that bid were received from two contractors: Charles Baylock and J. Evans Services, LLC, to perform work at Pinckney Park prior to hiring Keith LaDeaux, Public Works. There is roughly a \$5,000 difference between Charles Baylock's and J. Evans Services, LLC bids. She noted that it is not apples-to-apples but are close and either acceptance would be a huge improvement at the Park. She said Baylock's bid was sent prior to requesting the sandbagger and that estimate includes more concrete. However, an extra pad is needed for the sandbagger. J. Evans' bid includes a slag for the lot at Pinckney. She said the difference is in the material and the amount of concrete that is needed.

Mayor Lyon asked Keith LaDeaux for his insight and he explained that the sandbagger needs to be mounted for security and safety reasons. According to the sales rep 500 bags of sand could be filled in an hour. He said the bags will be filled at Pinckney Park and brought over to the Town Hall so residents will no longer have to fill their own sandbags. He said we have taken our facilities projects in-house and the goal is to have a working Public Works yard. The lot at Pinckney Park is mainly dirt and muddy when it rains and that does not allow staff to change the equipment on the Kubota in a safe manner. Keith described how he envisions the Public Works yard to become. Staff will also clean behind the fence for better organization. As the Town continues to grow, he said we may need to look at future staffing. Mayor Lyon added that both contractors have done work with the Town and Keith is familiar with working with them. Questions and answers were fielded by Keith and Mayor Lyon. Motion to accept J. Evans Services, LLC bid for \$18,880 was made by Councilman Dodson, seconded by Councilman Mullinax.

Vote

Councilman Boles	Aye
Councilman Dodson	Aye
Councilwoman Mignano	Aye
Councilman Mullinax	Aye
Mayor Lyon	Aye
Passed Unanimously	

Mayor Lyon added that at some point we will need to extend the lean-too to have additional storage space. She anticipates the cost to be around \$5-7,000 that may not need to come before Council but will keep Council updated on that matter.

Requests for Consideration by Council: None.

Committee Reports:

Land Use Committee: Mayor Lyon gave an update from the recent BZA meeting: Dutch Brothers Coffee was deferred by the applicant to the next BZA. The variance request for the removal of a 52" DBH Grand Tree was also deferred for additional information from the applicant's engineer. The BZA will hear a case for an encroachment permit for a pool filter backwash tank and concrete decking improvements in the Fort Johnson Estates neighborhood. At the May 9 Planning Commission meeting, they voted unanimously to approve changing the definition of a Grand Tree from 24" DBH to 18" DBH. The Preliminary Plat for the residential portion of Dills Bluff property was approved. That means that all the subdivision requirements were met.

Environment and Beautification: Councilwoman Mignano reported at the James Island Pride meeting there was discussion about the bike lanes on Harbor View Road. The bike lanes are becoming more narrow because of the overgrowth there. The James Island Pride committee is looking for different organizations to help maintain that area. Councilwoman Mignano complimented Virginia Smith, (JI Pride Chair) for her research into Rain Gardens with the Clemson Extension Program. The first trial run will be done in Virginia's yard. Three mentors were confirmed for the Repair Care Program. Councilwoman Mignano has a friend in the construction business who has volunteered his time as a mentor. He has offered the use of equipment and tools free of charge for the students to use. Councilwoman Mignano complimented Stan Kozikowski for working hard in putting the lists together. We have received several applications for minor repairs for persons who otherwise could not get these repairs

done or are unable to do it themselves. She added that the Repair Care Program is a great way to give students experience and give back to the community. She thanked Mr. Farrier and Ms. Brandon at James Island Charter High School for all of their invaluable help to the program. She hopes to get the program off and running within a month

Children's Committee: No Report.

Public Safety/Neighborhood Council: Councilman Boles reported that the Neighborhood Council met last month and had an attendance of over 30 people. Town staff, Melissa Flick and Keith LaDeaux gave an update of Town drainage projects and there was a lot of public input from the neighborhoods that attended. Also at that meeting there was discussion about adding an additional person from the neighborhood to serve on the Council to be able to attend if one of them is absent. The next meeting will be held on May 23rd at 7:00 p.m.

Mayor Lyon announced several appointments to the committee: Nathan Boynton (Quail Run, to serve with Lyndy Palmer); and Kevin Johnson (Oceanview, to serve with Leigh Ohlandt). Councilman Boles moved for the appointment of Nathan Boynton, and Kevin Johnson, seconded by Councilman Dodson and passed unanimously.

History Committee: Mr. Hemmer announced that he was unable to attend the meeting but the minutes states that three persons were in attendance. The committee has experienced some difficulties with the audio-tour vendors and Wendy Shelton will meet with Mr. Hemmer to write up a request for proposal for the tour.

Mayor Lyon moved for the appointment of Doug Oswald to serve on the History Committee, seconded by Councilwoman Mignano. Passed unanimously.

ReThink Folly Road: Mayor Lyon reported that a zoom meeting for the ReThink Folly Steering Committee was held on April 17. She said the funds for the Grant that Council had agreed to (up to \$30,000) will not move forward. Charleston County and the City of Charleston at the time of the meeting had not allocated any funds so the Council of Governments (COG) has decided if there were no commitment the Grant would not be pursued at this time. She said the Grant was for Phases III and IV. The Town will not be contributing since the other municipalities have not come forth. The next ReThink Folly Road meeting is scheduled at the end of the month and she will share updates from the meeting.

Drainage Committee: Councilman Mullinax reported that a Drainage Workshop was held on May 13 to the public and it was well attended. Citizens were able to address their concerns and staff engaged with discussion. Councilman Mullinax hopes this will be a good starting point to identify drainage problems in the community as speedily as possible. He is working to kick-start the Drainage Committee hopefully in June or July after getting with Mayor Lyon and some others and will update Council on the progress. Mayor Lyon added that the Drainage meeting was a huge success. Councilmen Boles, Dodson, (Councilwoman Mignano had a death in her family); attended and the workshop had over 30 people that attended. Chris Wannamaker, Charleston County, and Laura Cabiness (Town contracted engineer) were also in attendance. Mayor Lyon is hopeful to begin work on some of the drainage issues in the Town.

Business Development Committee: No Report.

Trees Advisory Committee: Mayor Lyon reported that the Trees Advisory Committee met on May 14 but she was unable to stay through the entire meeting since it was her 30th wedding anniversary and felt she would not have a 31st if she were unable to spend time with her spouse. There was a good turnout with all members in attendance. Seats are open for anyone wanting to serve on the committee. Discussion included the Planning Commission's recommendation to change the definition of the Grand Tree size from 24" to 18" DBH and a motion was made to send a letter from the Trees Advisory Council to Town Council in support of the change. Also discussed was a tree give-away later this year, plans for Arbor Day, and Charleston Water System (CWS) wanting to replace a Live Oak tree for the one lost from the sink hole near Ft. Johnson and Folly. CWS has

reached out to the Town to do this and it would promote good public relations. Council will be updated when this is to take place.

James Island Intergovernmental Council: No report. Councilwoman Mignano commented that when the date is confirmed she will announce it at next month's meeting.

Accommodations Tax Committee: Councilman Dodson moved for the appointment of the following persons to serve on the Accommodations Tax Board, seconded by Mayor Lyon. Passed unanimously:

Charlie McManus
Lachlan McIntosh
Nick Skover
Chase Barton
Joan Dromey
Paul Cantrell
John Peters

Mayor Lyon congratulated Councilman Dodson on the appointments and noted that was difficult to fill since it is specific to the appointment of persons in the industry. Councilman Dodson explained that the Accommodations Board requires individuals from hotel/short-term rentals, hospitality, arts, and at-large. He anticipates having one meeting a year. A zoom meeting will be scheduled soon to review the mandate and requests regarding use of the accommodations tax.

Proclamations and Resolutions:

National Safe Boating Week Proclamation: Mayor Lyon called Mike Pascale, US Coast Guard, forward and presented him with the National Safe Boating Proclamation. Proclamation was read into the record.

Mr. Pascale, Flotilla Staff Officer for Public Affairs, shared that one of the Auxiliary's key missions by the Coast Guard is to promote recreational boating safety and educate the public. He said that boating is a way of life in the low country 365 days a year and, sadly, many boating tragedies could have been avoided using safe boating practices. He informed the audience that there are free educational courses that could help keep individuals safe. Photo session followed.

Ordinances up for First Reading:

Ordinance #2024-03: An Ordinance Adopting the Fiscal Year 2024-2025 Town of James Island Annual Budget: A motion to approve the First Reading of the FY 2024-2025 Annual Budget was made by Councilman Boles, seconded by Councilman Mullinax. No discussion.

Vote

Councilman Boles	Aye
Councilman Dodson	Aye
Councilwoman Mignano	Aye
Councilman Mullinax	Aye
Mayor Lyon	Aye

Passed unanimous.

Ordinance #2024-04: An Ordinance Amending the Town of James Island Zoning and Land Development Regulations Ordinance, Number 2013-07: (Exhibit A): General Provisions, Grand Tree Definition, Section 153.013; Subdivision: Tree Preservation, Section 153-309; and Development Standards: Tree Protection, Section 153.334: Motion to approve the First Reading of Ordinance #2024-04 was made by Councilwoman Mignano, seconded by Councilman Dodson. Councilman Dodson commented that this is a great Ordinance and he loves the changes. Regarding property rights he knows that the BZA understands that there may be reasons for people to remove a Grand Tree under this new Ordinance if it affects the foundation, falls on a house, or is at-risk. He

said it is great to protect trees and also people, so it takes understanding of people asking for a variance. Mayor Lyon agreed and announced that 30 letters of support were received by the Planning Commission and several more came in afterwards to Council and will become part of the record.

Vote

Councilman Boles	Aye
Councilman Dodson	Aye
Councilwoman Mignano	Aye
Councilman Mullinax	Aye
Mayor Lyon	Aye

Passed unanimously

Public Hearing will be held at Second Reading June 20.

Ordinances up for Second/Final Reading: None.

Old Business:

Construction, Access and Maintenance Easement Agreement (the "Monument") Mayor Lyon reported that this Ordinance is for the Stone Post Monument (round-about at Fort Johnson/Camp Road). This is on a SC Department of Transportation Road and the monuments cannot be in the right-of-way. This Agreement states that the monuments will be moved back on the Fire Station property and on the property of the landowner at the corner. She said the Town has agreed to safeguard the monuments and maintain them by keeping the grass mowed and weed eating, etc. moving forward. The monuments are a historical part of James Island's history and there were a lot of interests in trying to find a more suitable location for the citizens in the Stone Post neighborhood. Mayor Lyon said she lobbied SCDOT on several occasions to see if they could be moved where the citizens wanted but SCDOT will not allow them in the right-of-way. Motion to approve Mayor Lyon to authorize the Agreement was made by Councilman Mullinax, seconded by Councilman Boles.

Councilwoman Mignano acknowledged that the citizens are concerned about the Stone Post monuments and she is also. She asked if the Town will be taking them down and restoring them. Mayor Lyon explained that the Town is not taking them down or rebuilding them. That is a part of the County's project. They will do it and pay for it. It is her understanding that the County was going to look at the College of Building Arts to do it, however she is not certain about that. She reached out to John Martin (Charleston County) to attend tonight's meeting to answer questions, but he has been out sick. Councilwoman Mignano noted that previously people have expressed concern to make sure the monuments did not get lost and in previous discussions Council had talked about the Town keeping them until they were ready to be reconstructed. Mayor Lyon stated that the Town plans to store them at Pinckney Park for safekeeping. She said someone with masonry skills would need to take down and replace them and that will be provided and paid for by the project.

Vote

Councilman Boles	Aye
Councilman Dodson	Aye
Councilwoman Mignano	Aye
Councilman Mullinax	Aye
Mayor Lyon	Aye

Passed unanimously

New Business: None.

Executive Session: Mayor Lyon announced that the Town Council may enter into an Executive Session in accordance with the Code of Laws of South Carolina 30-4-70 (A) (2) regarding discussion of proposed contractual matters and proposed purchase of property. Upon returning to Open Session the Council may act on matters discussed in the Executive Session.

Councilwoman Mignano moved to enter into the Executive Session at 8:36 p.m., seconded by Mayor Lyon and carried unanimously.

Return to Regular Session: Mayor Lyon called for a motion to return to open session at 9:06 p.m. The motion was made by Councilman Mullinax and seconded by Councilman Dodson. Mayor Lyon announced that no votes were taken during the Executive Session.

Councilwoman Mignano made a motion to approve the Addendum to the State Health Insurance as discussed in the Executive Session, seconded by Councilman Boles and passed unanimously.

Announcements/Closing Remarks:

Councilman Dodson thanked everyone for their hard work and welcomed new staff member Becky Heath, Keith LaDeaux for his work, Bo Wilson and Merrell Roe as they depart the Town. He lives near Dock Street Park and loves having a park in his neighborhood and hopes we will get more in the Town. He thanked everyone who came out and those who are watching on-line.

Councilwoman Mignano welcomed new staff members and hopes that we will get along famously, though she knows that we will. She thanked Bo Wilson and Merrell Roe for their service to the Town and wished she could've thought of one more question to ask Merrell at her last Council meeting. She hopes that Lt. James and our deputies are safe because she heard sirens when he left the meeting. She thanked everyone that showed up tonight.

Councilman Boles addressed the public that November there will be some open seats on the JI PSD. He encouraged anyone interested in the future of James Island to consider running for the PSD and to speak to any member of Council if they needed help in doing that.

Councilman Mullinax thanked everyone for their hard work; Keith, who came in on the deep-end and has been doing a good job; special thanks to Frances. He hopes everyone has a safe evening.

Mayor Lyon thanked everyone for attending. She is grateful to have Becky join us, Brian for doing a great job in helping us out; Frances "you're the best" and reiterated what everyone has said about Keith. We are blessed and have the best Town in the world and thank you to Council for making it so.

Adjournment: There being no further business to come before the body, the meeting adjourned at 9:10 p.m.

Respectfully submitted:

Frances Simmons
Town Clerk



Monthly Financial Report **May 2024**

This monthly financial summary report is for period ending May 31, 2024. This represents 11 months into FY24 and 92% of the total budget for this fiscal year.

Highlighted items within the budget report:

General Fund Revenue

- Business License revenue higher in April and May due to the renewal deadline of April 30

Administration Expenses

- Salaries and Benefits higher than usual due to 3 paydays within May, this applies to all salaries and benefits for the month of May.
 - May 2 (pay period was actual last week of April)
- Information Services – Monthly services + account reconciliation
- Legal & Professional Services – Monthly retainer + April & May additional services to include special meeting attendance, trial preparation, correspondence review, analyze potential issues.

Public Works

- Emergency Management – Purchase of new sandbagger

Facilities & Equipment

- Facilities Maintenance – Air compressor replacement

Additional details can be provided upon request.

Becky Heath
Finance Officer

www.JamesIslandSC.us

Town of James Island

% FY Complete 92%

Monthly Budget Report

Fiscal Year 2023-24

	1st Quarter			2nd Quarter			3rd Quarter			4th Quarter			TOTAL	BUDGET
	July	August	September	October	November	December	January	February	March	April	May	June		
GENERAL FUND REVENUE														
Accommodations Tax							914			25,000			25,914	
Brokers & Insurance Tax			95,339	27,445		252				2,594	16,520		142,149	801,600
Building Permit Fees		2,301		1,879		2,309	3,097		1,659	4,211	1,277		16,733	327,812
Business Licenses	3,270	25,493	13,114	5,586	24,216	72,966	35,759	(1,769)	24,182	95,888	156,963		455,668	360,000
Contributions/Donations-Park													-	
Grant Reimbursement						1,000,000				10,857	9,036		1,019,893	11,000
Filing Fees					1,780								1,780	760
Franchise Fees	146,037			1,899	32,139	4,170	1,847	35,729		1,649	34,145		257,614	309,000
Interest Income	348	350	338	349	384	424	1,295	19,692	24,130	15,557	14,504		77,371	1,500
Alcohol Licenses -LOP										6,250			6,250	10,000
Local Assessment Fees						1,351		1,430			1,369		4,150	2,500
Local Option Sales Tax (PTCF)		113,975	112,015	106,160		213,637		218,259		190,628	117,263		1,071,937	1,284,000
Local Option Sales Tax (MUNI)		48,584	46,872	46,031		90,961		100,190		90,981	55,393		479,012	547,000
Miscellaneous		54											54	
Planning & Zoning Fees	913	1,646	1,592	923	1,434	1,026	1,538	937	1,218	1,755	2,201		15,183	15,000
State Aid to Subdivisions				71,491				71,491				71,431	214,413	272,350
Telecommunications									10,936				10,936	17,000
Homestead Exemption Tax Receipts													-	50,000
Facility Rentals	452	152	1,216	760	754	456	452	606	760		454		6,062	6,000
Stormwater Fees	700	800	1,000	900	700	100	300	400		500	400		5,800	8,200
	151,720	193,354	271,486	263,423	61,408	1,387,552	45,202	446,965	62,885	445,871	480,955	Total	3,810,920	4,023,722
												% of Budget		95%

	1st Quarter			2nd Quarter			3rd Quarter			4th Quarter			TOTAL	BUDGET
	July	August	September	October	November	December	January	February	March	April	May	June		
ADMINISTRATION														
Salaries	25,388	25,312	25,234	25,201	37,849	29,412	32,299	18,495	19,698	23,698	54,129		316,715	343,261
Benefits, Taxes & Fees	10,756	10,865	10,940	10,958	16,433	11,306	12,956	8,059	8,373	9,998	20,506		131,150	142,724
Copier		254	254	300	259	259	339	458	513	328	259		3,222	4,500
Supplies	39	529	320	428	303	238	693	721	489	579	869		5,208	5,200
Postage		214	200	414			802			567	400		2,597	6,800
Information Services	1,123	5,790	619	6,390	24,190	7,318	6,333	644	10,642	5,965	18,373		87,387	95,000
Equipment/Software/Maintenance													-	
MASC Membership							5,347						5,347	5,800
Insurance	18,974		2,093		22,584	23,217				6,556			73,424	54,500
Legal & Professional Services	2,000	1,128	4,000	2,000		4,000	3,006	10,000	18,305	4,298	45,715		94,451	80,000
Legal Settlement							70,000		5,745				75,745	
Election Expenses						10,676							10,676	8,500
Town Codification					109	22				1,253	120		1,503	1,000
Advertising							416	223	1,218	773	520		3,150	3,500
Audit							12,500						12,500	12,500
Mileage Reimbursement			44								33		77	800
Employee Screening			76						72		136		284	
Employee Training & Wellness	270	270	270	2,195	405	270	405	270	270	270	270		5,165	5,800
Dues and Subscriptions	60				60		220						340	1,500
Training & Travel	500			15				225	598				1,337	2,000
Grant Writing Services													-	8,400
Employee Appreciation			300	245			100	200	33	70	67		1,015	800
Mobile Devices	114	114	114	114	114	114	114	114	114		222		1,248	1,500
Credit card (Square)	107	221	173	215	87	76	97	97	396	127	143		1,738	2,000
Bank Charges (Other)								115					115	
Bank Charges (Payroll Expenses)	489	455	502	558	511	513	54	969	455	468	435		5,408	6,000
	59,819	45,150	45,140	49,034	102,903	87,421	145,681	40,591	66,919	54,950	142,196	Total	839,803	792,085
												% of Budget		106%

ELECTED OFFICIALS														
Salaries	3,769	3,769	3,769	3,769	6,462	5,385	5,385	5,385	5,385	5,385	8,077		56,539	61,250
Benefit, Taxes & Fees	5,027	5,046	4,956	5,028	7,807	5,558	5,695	5,695	5,695	5,695	8,543		64,746	70,528
Mayor Expense	50	42			243	76	101		50	18	321		901	1,000
Council Expense					477	396	205						1,078	2,000
Mobile Devices													-	
	8,846	8,857	8,725	8,798	14,989	11,415	11,386	11,080	11,130	11,098	16,941	Total	123,264	134,778
												% of Budget		91%

	1st Quarter			2nd Quarter			3rd Quarter			4th Quarter			TOTAL	BUDGET
	July	August	September	October	November	December	January	February	March	April	May	June		

GENERAL OPERATIONS

Salaries	32,378	32,378	36,824	37,609	56,447	42,730	36,970	33,941	41,635	28,973	65,022		444,907	594,102
Benefits, Taxes & Fees	12,393	12,555	14,676	15,024	22,537	15,517	15,036	13,669	15,050	11,096	24,721		172,276	252,641
													617,182	846,743
												% of Budget		73%

PLANNING

Supplies			37				110						147	500
Advertising				92		110				114	132		448	1,500
Mileage Reimbursement													-	200
Dues and Subscriptions							125						125	715
Training & Travel				431					75				506	1,000
Mobile Devices													-	
Equipment/Software		199	199	199	199	199	199		399				1,594	5,500
Uniform / PPE													-	500
Planning Commission		150	200	662									1,012	4,000
Board of Zoning Appeals		200					10				150		360	4,000
	-	549	436	1,384	199	309	444	-	399	189	282	Total	4,192	17,915
												% of Budget		23%

BUILDING SERVICES

County Contract Building Permit Tech			17,128										17,128	
Mobile Devices													-	600
Dues and Subscriptions						180							180	1,000
Equipment/Software													-	1,500
Mileage Reimbursement													-	500
Supplies		49	21	114	36								219	600
Travel and Training					100								100	1,400
Uniform/PPE											147		147	250
Community Outreach													-	250
	-	49	17,148	114	136	180	-	-	-	-	147	Total	17,774	6,100
												% of Budget		291%

	1st Quarter			2nd Quarter			3rd Quarter			4th Quarter			TOTAL	BUDGET
	July	August	September	October	November	December	January	February	March	April	May	June		

PUBLIC WORKS

Mileage Reimbursement													-	300
Training & Travel										395			395	2,500
Public Outreach													-	250
Projects		142	349	1,630	8,638	5,374	2,172			13,485	137		31,927	50,000
Signage			939					1,705	139	1,984			4,766	4,000
Mobile Devices													-	1,100
Uniform / PPE											1,630		1,630	900
Stormwater expenses							576						576	
Stormwater Professional Fees									1,650				1,650	
Supplies	358	215	1,190	176	877	41	107	1,056	172	4,491	2,427		11,109	8,000
Emergency Management	891	1,153	4,158	888	888	910	50	50	1,370	365	8,044		18,766	26,000
Dues and Subscriptions							468						468	725
Asset Management	25,039	39	39	39	39	39	39	39	39			78	25,427	45,000
Tree Maintenance and Care							360			950	870		2,180	10,000
Groundskeeping	305	5,233	4,855	5,146	5,309	4,755	4,876	4,755	4,771	13,099	3,970		57,073	70,000
	26,594	6,782	11,529	7,878	15,751	11,119	8,647	5,900	8,056	34,574	19,138	Total	155,967	218,775
												% of Budget		71%

CODES & SAFETY

Mileage Reimbursement													-	100
Equipment					960								960	1,960
Radio Contract		798				798			798				2,394	3,200
Training													-	500
Supplies			26										26	250
Uniform / PPE													-	250
Unsafe Buildings Demolition													-	10,000
Overgrown Lot Clearing					725								725	2,000
Animal Control													-	3,000
Crime Watch Materials													-	250
Mobile Devices													-	700
Membership/Dues													-	250
	-	798	26	-	1,685	798	-	-	798	-	-	Total	4,105	22,460
												% of Budget		18%

ISLAND SHERIFF'S PATROL

ISP Dedicated Officer Annual Expense				19,947									19,947	\$ 147,900
ISP Programs & Supplies	59	74	74	163	74	2,849	4,484	74	74	510	74		8,509	\$ 17,250
ISP Salaries	14,430	16,590	15,821	14,445	23,856	15,735	14,884	14,528	26,057	17,691	30,094		204,129	\$ 186,814
Benefits, Taxes & Fees-ISP	4,137	4,812	4,366	4,173	6,892	4,546	4,300	4,197	7,528	5,111	8,694		58,757	\$ 52,102
	18,626	21,477	20,261	38,729	30,822	23,130	23,667	18,798	33,659	23,312	38,862	Total	291,342	\$ 404,066
												% of Budget		72%

	1st Quarter			2nd Quarter			3rd Quarter			4th Quarter			TOTAL	BUDGET
	July	August	September	October	November	December	January	February	March	April	May	June		

PARKS & RECREATION

JIRC Contribution													-	
Park Maintenance	171	528	1,534	1,031	528	583	1,103	8,088	846	376	831		15,619	12,500
Special Events				70	1,607								1,677	5,000
Youth Sports Program					1,766						10,525		12,291	16,000
	171	528	1,534	1,101	3,901	583	1,103	8,088	846	376	11,356	Total	29,587	33,500
												% of Budget		88%

FACILITIES & EQUIPMENT

Utilities		1,513	2,266	2,363	2,105	2,009	2,209	2,282	2,117	1,911	1,872		20,649	35,000
Security Monitoring	76	76	76		76	76	326	76	76	176	76		1,110	1,500
Janitorial		1,350	1,350	1,350	1,350	1,350	1,350	1,350	1,350	2,700	1,350		14,850	12,000
Equipment / Furniture			480						1,194				1,673	5,000
Facilities Maintenance		1,750	75	165	121	150	75	1,750	2,985	203	9,633		16,907	19,800
Vehicle Maintenance Expense		1,018		1,298	636	453	400	440	80	647	322		5,293	12,000
Fees and Taxes													-	
Generator Maintenance			408						1,503				1,911	2,000
Street Lights		12,663	12,663	12,663	12,663	12,659	12,657	12,645	13,528	12,645	12,675		127,462	155,000
	76	18,370	17,318	17,839	16,951	16,697	17,018	18,543	22,833	18,282	25,928	Total	189,855	242,300
												% of Budget		78%

COMMUNITY SERVICES

Repair Care Program													-	35,000
Drainage Council													-	500
History Council				296						138			433	5,000
Neighborhood Council	18	455	10			555	155						1,194	3,000
Business Development Council													-	500
James Island Pride			47	188			46		17		29		327	3,500
Helping Hands		19			50	44			179	61	53		406	500
Tree Council					215								215	3,500
Community Tutoring Programs											1,570			12,500
Community Service Contributions					31,100								31,100	55,000
	18	474	57	483	31,365	599	201	-	196	199		Total	33,676	119,000
												% of Budget		28%

	1st Quarter			2nd Quarter			3rd Quarter			4th Quarter			TOTAL	BUDGET
	July	August	September	October	November	December	January	February	March	April	May	June		

CAPITAL PROJECTS

INFRASTRUCTURE													-	
Dills Bluff Sidewalk Phase III-Seaside to Winborn		459			3600			998			175565		180,622	
Dills Bluff Sidewalk, Phase IV-Winborn to HBVR							953						953	250,000
Regatta Road Sidewalk													-	9,000
Seaside Lane Sidewalk Design							413	153					566	
Camp and Riverland Sidewalk (match)													-	45,000
Town Hall 2nd Floor													-	
1129 Hillman													-	
Hillman Street Property													-	
Capital Improvement Projects													-	
Secessionville to Ft. Johnson Sidewalk Connector													-	
Honey Hill Road Paving													-	
Nabors Phase I													-	
Underground Power Lines													-	
Traffic Calming Projects		2016	66	2366	8566	2306	2953	64066	66	66	66		82,536	75,000
Septic Tank Testing		600		1150	1200	5400	5500		600				14,450	110,000
James Island Creek Septic and Sewer Projects													-	444,000
<i>Total Infrastructure</i>		3075	66	3516	13366	7706	9819	65216	666	66	175631		279,126	933,000
OTHER CAPITAL PROJECTS														
Audio Visual Upgrades				47415	8700								56,115	68,699
ISP Dedicated Officer Initial Expenses													-	66,300
Public Works Equipment								8915					8,915	10,000
Dock Street Park					11025	3900			9600				24,525	59,000
Pinckney Park													-	
Park Projects													-	
<i>Total Other Capital Projects</i>	0	0	0	47415	19725	3900	0	8915	9600	0	0	0	89,555	203,999
DRAINAGE PROJECTS														
Greenhill/Honey Hill Drainage Phase I-II					236200		6445						242,645	280,000
Oceanview Stonepost Drainage Basin -I-II		1465	37053	72783	72040	51624	52371	33130	87330	64373	84563		556,732	808,000
Drainage Outflow Valve Devices													-	
Drainage Improvement Projects		6320	6085						1530				13,935	25,000
James Island Creek Basin Drainage Improvements													-	
Woodhaven Drainage Improvements							10500				218865		229,365	700,000
Quail Run Drainage Improvements			18335	166389	139453		414309			28255	145173		911,915	735,000
<i>Total Drainage Projects</i>	0	7,785	61,473	239,171	447,694	51,624	483,626	33,130	88,860	92,628	448,601	-	1,954,592	2,548,000
		10,860	61,538	290,102	480,785	63,230	493,444	107,261	99,126	92,694	624,233		CIP Total	2,323,273
													% of Budget	63%

	1st Quarter			2nd Quarter			3rd Quarter			4th Quarter			TOTAL	BUDGET
	July	August	September	October	November	December	January	February	March	April	May	June		
HOSPITALITY TAX														
Hospitality Tax Revenue		65,547	76,681	66,256		57,292	88,731		81,912	128,133	54,186		618,738	680,000
Hospitality Tax Transfer In													-	
TOTAL		65,547	76,681	66,256		57,292	88,731		81,912	128,133	54,186		618,738	680,000
														91%
GENERAL														
The Town Market	191								485	1,724	694		3,094	2,000
Rethink Folly Phase I-III, Staff Cost-Sharing						71							71	20,000
Santee Street Public Parking Lot	15,600						16,200						31,800	34,400
James Island Arts & Cultural Center Ops	9,288	12,581	11,671	13,839	18,533	14,959	13,169	13,621	13,971	14,743	3,414		139,788	150,000
JIACC Projects & Events		87	474	484	675	420	118	194	24		20		2,496	15,000
Promotional Grants				250	10,000								10,250	10,000
Public Safety of Tourism Areas	6,209	7,154	6,753	12,910	10,274	7,710	7,889	6,266	11,220	7,771			84,155	134,688
Camp and Folly Landscaping Maintenance		350	350	350	350	350	350	350	350	525			3,325	10,000
Entrepreneur and Small Business Support													-	
Guide to Historic James Island														5,000
Brantley Park OPS		150	150	150	150	150	150	150	2,213	239	14		3,517	2,400
Community Events		2,000	1,570	1,467	569	129	204						5,939	5,000
<i>Total Non-Capital Expense</i>	31,288	22,323	20,968	29,450	40,550	23,789	38,079	20,582	28,263	25,002	4,143		284,436	388,488
PROJECTS														
Camp/Folly Bus Shelter													-	25,000
Rethink Folly Road Phase 1													-	400,000
Wayfinding Signage													-	35,000
Folly Road Beautification			2,500								1,170		3,670	10,000
Brantley Park				4,250		21,175		(10,000)		140	1,110		16,675	100,000
James Island Arts & Cultural Center		3,429	169										3,598	150,000
Historic Ft. Johnson-MUSC NOA													-	100,000
Holiday Decorations													-	2,000
Park Projects													-	
ISP Dedicated Officer Initial Expense													-	22,100
Folly Road Multi Use Path Wilton-Ft. Johnson													-	42,000
Other Tourism-Related Projects						2,000							2,000	50,000
<i>Total Projects</i>	-	3,429	2,669	4,250	-	23,175	-	(10,000)	-	140	2,280		25,943	936,100
	31,288	25,752	23,637	33,700	40,550	46,964	38,079	10,582					HT Total	1,324,588
													% of Budget	23%

	1st Quarter			2nd Quarter			3rd Quarter			4th Quarter			TOTAL	BUDGET
	July	August	September	October	November	December	January	February	March	April	May	June		

ACCOMMODATIONS TAX FUND

Atax Revenue				15098			9827			15174			40,099	52000
Transfer out to General Fund										25000			(25,000)	
Advertising and Promotions													0	
Tourism Related Expenditures													0	
Total														

TREE MITIGATION FUND

Tree Mitigation revenue							23,250						96,488	500
Tree Mitigation expense							23,250						(23,250)	1,200
Total													73,238	

JIPSD FIRE & SOLID WASTE SERVICES

JIPSD Tax Relief	107,000	107,000	107,000	107,000	107,000	107,000	107,000	107,000	107,000	107,000	107,000	107,000	1,177,000	1,284,000
Auditor Expense													-	1,000
Total													1,177,000	1,285,000
% of Budget														92%

AMERICAN RESCUE PLAN

Beginning Balance 7/1/2023	2650915	2650915	2640055	2578517	2288415	1807630	1744400	1250956	1152610	1053485	960857			
		10860	61538	290102	480785	63230	493444	98346	99125	92628	624233			2314291
	2650915	2640055	2578517	2288415	1807630	1744400	1250956	1152610	1053485	960857	336624			

Public Works Report for Town Council Meeting June 20, 2024

Quail Run Project: IPW Contractor

- We are still having issues with cable company burying their cables
- Have had to have contractor re-stabilize outfall at the townhomes
- Other than the outstanding punch list items project is complete

Woodhaven Project: IPW Contractor

- There have been some setbacks since last meeting:
 - 1) Main power to subdivision was cut. Working with Dominion and contractor to determine if power line was in our easement. The town has no liability in this situation.
 - 2) Two major pieces of equipment were down for repair
- The pavement has been restored where the project crossed over Shortwood St
- We are being told that the major excavation portion of the project will be complete by the first week in July.
- I am pressing the contractor for a substantial completion date for the project
- A tree was compromised at 659 Cornerstone Court and must be removed we will be holding the contractor responsible for costs related to removal.
- Another Tree was compromised at 659 Highwood Circle in this case the property owner is going to sign off on liability and accept the risk to keep the tree. We will be having the arborist do a root prune on the tree and hold the contractor responsible for the cost of having that done.

Oceanview Project: Landscape Pavers Contractor

- The engineers have recommended the acceptance of the request for Substantial Completion as of June 13, 2024
- The contractor now has 30 days to complete the punch list
- We will be exercising our rights per the contract to assess Liquidated Damages

General Information:

- Melissa and I are continuing to answer citizen calls and requests
- The Sandbagger has arrived and is at Town hall
- The improvements to the “Public Works Yard” will be starting Monday June 17, 2024. Will keep everyone posted as to the progress.
- I am helping the Tree Council obtain the equipment they have requested.

TOWN OF JAMES ISLAND

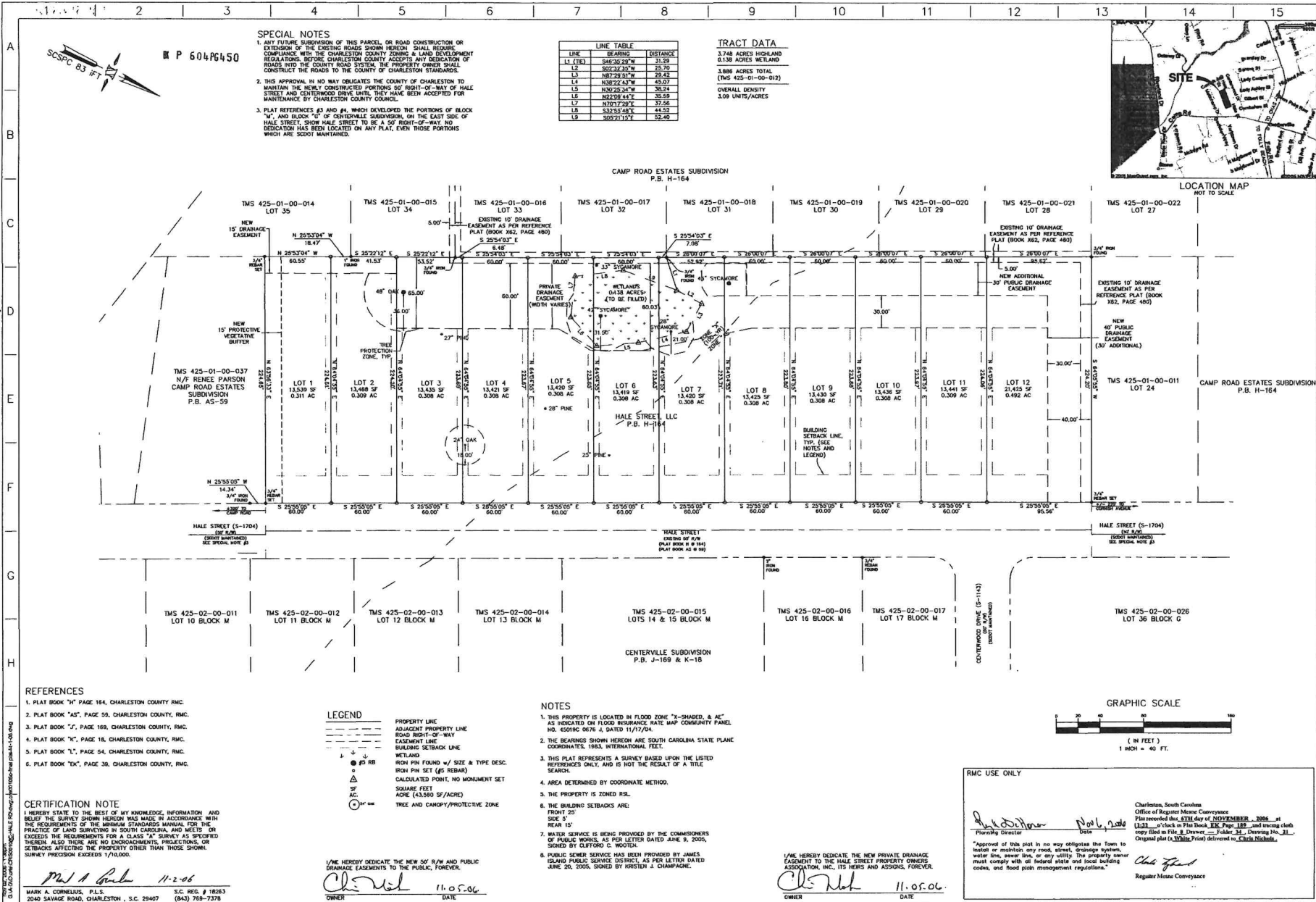
Bid Tabulation for: 2024-03

Hale / Mellichamp Drainage Project

Opened: 6/5/2024

Company	Contact	Phone/Email	Address	References	Statements	Insurance	Addenda	Proposed Start	Fees	Notes
CW Earthworks	Charles Wilson	(843) 901-7500	1614 Grimball Road Ext. Charleston, SC		X	X	NA	NA	Lump sum: \$35,800	Quote is dependent on all residents fences moving to give 15' of clearance for machinery
J. Evans Services, LLC	Josh Evans	(843) 452-0204	655 Schooner Road Charleston, SC 29412	X	X	X	NA	NA	Lump sum: \$38,480	Quote requires one fence to move for access. Others may be issu, but will attempt to keep in place
RESIDENT OBTAINED A QUOTE:										
On Point Forestry Mulching, LLC	Unknown	(843) 514-9493	3011 Gulfstream Lane Ridgeville, SC 29472				NA	NA	Lum Sum: \$50,000	This quote is only focused on work behind 850 Mellichamp. Not submitted to Town. Reference only.

Our staff considered



SPECIAL NOTES

- ANY FUTURE SUBDIVISION OF THIS PARCEL OR ROAD CONSTRUCTION OR EXTENSION OF THE EXISTING ROADS SHOWN HEREON SHALL REQUIRE COMPLIANCE WITH THE CHARLESTON COUNTY ZONING & LAND DEVELOPMENT REGULATIONS BEFORE CHARLESTON COUNTY APPROVES ANY APPLICATION TO CONSTRUCT THE ROAD INTO THE COUNTY ROAD SYSTEM. THE PROPERTY OWNER SHALL CONSTRUCT THE ROAD TO THE COUNTY ROAD STANDARDS.
- THIS APPROVAL IS IN NO WAY OBLIGATES THE COUNTY OF CHARLESTON TO MAINTAIN THE NEWLY CONSTRUCTED PORTIONS OF RIGHT-OF-WAY OF HALE STREET AND CENTERWOOD DRIVE UNLESS THEY HAVE BEEN ADOPTED FOR MAINTENANCE BY CHARLESTON COUNTY COUNCIL.
- PLAT REFERENCES #3 AND #4, WHICH DEVELOPED THE PORTIONS OF BLOCK "M" AND BLOCK "G" OF CENTERVILLE SUBDIVISION ON THE EAST SIDE OF HALE STREET, SHOW HALE STREET TO BE A 50' RIGHT-OF-WAY. NO INDICATION HAS BEEN LOCATED ON ANY PLAT, EVEN THOSE PORTIONS WHICH ARE SCOTI MAINTAINED.

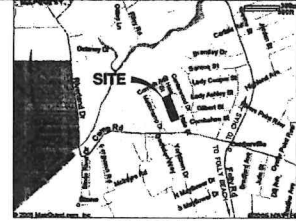
LINE TABLE

LINE	BEARING	DISTANCE
L1 (TB)	S46°30'20"W	31.99
L2	S0°22'30"E	25.92
L3	N87°29'31"W	23.42
L4	N0°22'42"W	43.07
L5	N30°20'48"W	38.74
L6	S82°09'44"E	35.59
L7	N0°02'00"E	33.56
L8	S32°55'48"E	41.52
L9	S09°21'15"E	32.40

TRACT DATA

3.748 ACRES HIGHLAND
0.138 ACRES WETLAND
3.886 ACRES TOTAL
(TMS 425-01-00-012)

OVERALL DENSITY
3.09 UNITS/ACRES



CAMP ROAD ESTATES SUBDIVISION
P.B. H-164

LOCATION MAP
NOT TO SCALE

GENERAL ENGINEERING & ENVIRONMENTAL, LLC
a Member of THE GEL GROUP, INC.
ENGINEERING • ENVIRONMENTAL • ANALYTICAL



P.O. BOX 20175
P. 29403
F. 843-788-2329
E. info@gelgroup.com
1225/11/2006

**FINAL SUBDIVISION PLAT
TO CREATE LOTS 1 THROUGH 12
OF HALE STREET SUBDIVISION
TMS NO. 425-01-00-012**
OWNED BY HALE STREET, LLC, CONTAINING 3.886 ACRES
IN THE TOWN OF JAMES ISLAND
CHARLESTON COUNTY, SOUTH CAROLINA



- REFERENCES**
- PLAT BOOK "H", PAGE 184, CHARLESTON COUNTY, RMC.
 - PLAT BOOK "AS", PAGE 59, CHARLESTON COUNTY, RMC.
 - PLAT BOOK "J", PAGE 189, CHARLESTON COUNTY, RMC.
 - PLAT BOOK "K", PAGE 18, CHARLESTON COUNTY, RMC.
 - PLAT BOOK "L", PAGE 54, CHARLESTON COUNTY, RMC.
 - PLAT BOOK "EX", PAGE 38, CHARLESTON COUNTY, RMC.

- LEGEND**
- PROPERTY LINE
 - ADJACENT PROPERTY LINE
 - ROAD RIGHT-OF-WAY
 - EASEMENT LINE
 - BUILDING SETBACK LINE
 - WETLAND
 - IRON PIN FOUND w/ SIZE & TYPE DESC.
 - IRON PIN SET (#5 REBAR)
 - CALCULATED POINT, NO MONUMENT SET
 - SQ. FEET
 - AC. (43,560 SF/ACRE)
 - TREE AND CANOPY/PROTECTIVE ZONE

- NOTES**
- THIS PROPERTY IS LOCATED IN FLOOD ZONE "X-SHADED, & AS" AS INDICATED ON FLOOD INSURANCE RATE MAP COMMUNITY PANEL NO. 520516C-R16, DATED 11/17/04.
 - THE BEARINGS SHOWN HEREON ARE SOUTH CAROLINA STATE PLAIN COORDINATES, 1983, INTERNATIONAL FEET.
 - THIS PLAT REPRESENTS A SURVEY BASED UPON THE LISTED INSTRUMENTS ONLY, AND IS NOT THE RESULT OF A TITLE SEARCH.
 - AREA DETERMINED BY COORDINATE METHOD.
 - THE PROPERTY IS ZONED R3L.
 - THE BUILDING SETBACKS ARE:
FRONT 20'
SIDE 5'
REAR 15'
 - WATER SERVICE IS BEING PROVIDED BY THE COMMISSIONERS OF PUBLIC WORKS, AS PER LETTER DATED JUNE 9, 2005, SIGNED BY CLIFFORD C. WOOTEN.
 - PUBLIC SEWER SERVICE HAS BEEN PROVIDED BY JAMES ISLAND PUBLIC SERVICE DISTRICT, AS PER LETTER DATED JUNE 20, 2005, SIGNED BY WOOTEN J. CHAMPAONE.

CERTIFICATION NOTE

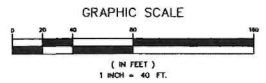
I HEREBY STATE TO THE BEST OF MY KNOWLEDGE, INFORMATION AND BELIEF THE SURVEY SHOWN HEREON WAS MADE IN ACCORDANCE WITH THE REQUIREMENTS OF THE MEASUREMENT STANDARDS MANUAL FOR THE PRACTICE OF LAND SURVEYING IN SOUTH CAROLINA, AND MEETS OR EXCEEDS THE REQUIREMENTS FOR A CLASS "A" SURVEY AS SPECIFIED THEREIN. ALSO THERE ARE NO ENCROACHMENTS, PROJECTIONS, OR SETBACKS AFFECTING THE PROPERTY OTHER THAN THOSE SHOWN. SURVEY PRECISION EXCEEDS 1/70,000.

1/16, I HEREBY DEDICATE THE NEW 50' R/W AND PUBLIC DRAINAGE EASEMENTS TO THE PUBLIC, FOREVER.

Mark A. Corneilus 11-2-06
MARK A. CORNELIUS, P.L.S.
2040 SAVAGE ROAD, CHARLESTON, S.C. 29407
S.C. REG. # 18283
(843) 788-7378

Clifford C. Wooten 11-05-06
OWNER DATE

Clifford C. Wooten 11-05-06
OWNER DATE



RMC USE ONLY

Charleston, South Carolina
Office of Register Messic Conveyances
Plat recorded this 4TH day of NOVEMBER, 2006, at 12:21, of Book in Plat Book 112, Page 182, and being duly copy filed in File # 112-112-112, Folio 24, Drawing No. 112-112-112-112 (White Print) delivered to Clerk Nicholas.

"Approval of this plat in no way obligates the Town to install or maintain any road, street, drainage system, water line, sewer line, or any utility. The property owner must comply with all federal, state and local building codes, and flood plain management regulations."

Clifford C. Wooten 11-05-06
Register Messic Conveyance

DATE 11-1-06
LAST REVISED
DRAWING NUMBER crs00105c-final.plt
DRAWN/CHECKED JBB/OMB
APPROVED JPP
SCALE 1" = 40'
PROJECT NUMBER CRIS00105C
SHEET NUMBER 1
of 1

J. Evans Services, LLC.

655 Schooner Rd.

Charleston, SC 29412

Josh Evans (843)-452-0204

Proposal Number: 319

Date: 5/8/2024

To: Town of James Island (Brook Lyon- Mayor)

Location: Hale Street/Mellichamp Dr.
Charleston, SC 29412

Proposed Work To Include:

- Excavate, clean and remove debris within ditch easement from stormwater drain behind Blair residence extending to Hale St.
- Full clearing of trees, as well as underbrush behind Blair residence, extending left and right to county ditch, and end of pipe opening. Load and haul away. This includes excavation of stumps to eliminate root regrowth into drain system, as well as better and more accessible maintenance options
- Excavate and remove all pipe and storm drain along the easement area. Load and haul away
- Excavate new ditch, tying in both existing ditches on each end. Ditch will fall from smaller ditch toward larger ditch on Hale St. Load and haul dirt off site
- Grading of all disturbed ground surrounding ditch
- Hydroseed disturbed areas, as well as ditch bank areas
- Clean up and remove all job-related debris

Total Proposed Amount (Material and Labor) - \$38,480.00

JOB SPECIFIC NOTES

- Proposal is based on TOJI survey to determine there is enough access through easement with Hale St. residence to remove fence and any other obstructions within existing fence. If this fence is not removed, price will need to be adjusted accordingly
- TOJI to notify all residences and approve excavation in each yard prior to work beginning
- Residences involved will be directed to TOJI if any opinions/ issues arise as far as scope of work approved
- Possibility of access will be needed along the back of the Hale St. properties from original easement property lines. Once survey is complete and marked, we can discuss options.

- JES is not responsible for any drains/ outfalls from unapproved surrounding residence installation. If They are in the way of the excavation, they will be removed

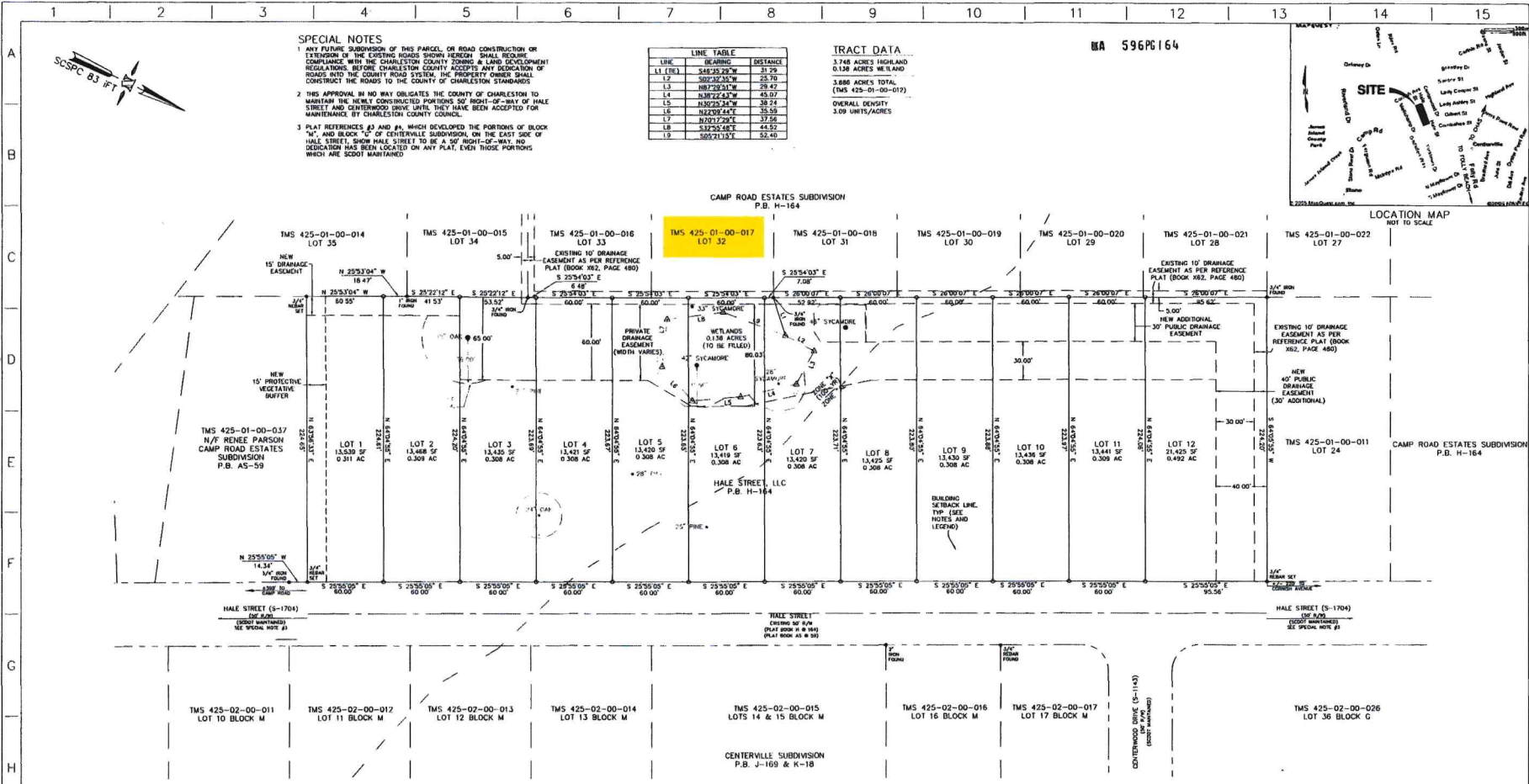
GENERAL NOTES

- Utilities to be called in and marked by J. Evans Services prior to work being started
- Any damage to irrigation, drainage, or unforeseen/ unmarked utilities will be additional cost to repair if damaged
- On site power and water may be used
- Due to unforeseen weather, future care, and air/ soil temperatures, there are no warranties provided for installation of living plants, grass, etc...
- Any additional work to be performed, other than details listed above will be submitted and approved prior to completion
- In certain cases, a 50% down payment is required for work to begin
- Total amount due upon completion of work

Signature for Approval of Work Itemized and Proposed _____

CONTACT,ADDRESS,CITY

SUBASIC FRANK Jr SUBASIC KIMBERLY,841 HALE ST,CHARLESTON SC 29412
WISE ADAM WISE NICOLE,853 HALE ST,CHARLESTON SC 29412
MOORS DANIEL P MOORS AMANDA J,843 HALE ST,CHARLESTON SC 29412-3564
WELT STEPHEN A REED SUSAN E,835 HALE ST,CHARLESTON SC 29412
COBB SETH TYRUS,849 HALE ST,CHARLESTON SC 29412
KURZ SAMUEL A,845 HALE ST,CHARLESTON SC 29412-3564
COVERT CHAD M COVERT OLIVIA M,587 HALE STREET ,CHARLESTON SC 29412
JOHNSON WILLIAM R ALAND MARGARET J,851 HALE ST,CHARLESTON SC 29412
STEWART KAREN E STEWART STEVEN R,847 HALE ST,CHARLESTON SC 29412



SPECIAL NOTES

- 1 ANY FUTURE SUBDIVISION OF THIS PARCEL OR ROAD CONSTRUCTION OR EXTENSION OF THE EXISTING ROADS SHOWN HEREON SHALL REQUIRE COMPLIANCE WITH THE CHARLESTON COUNTY ZONING & LAND DEVELOPMENT REGULATIONS BEFORE CHARLESTON COUNTY ACCEPTS ANY DESIGNATION OF ROADS INTO THE COUNTY ROAD SYSTEM. THE PROPERTY OWNER SHALL CONSTRUCT THE ROADS TO THE COUNTY OF CHARLESTON STANDARDS.
- 2 THIS APPROVAL IN NO WAY OBLIGATES THE COUNTY OF CHARLESTON TO MAINTAIN THE NEWLY CONSTRUCTED PORTIONS 50' RIGHT-OF-WAY OF HALE STREET AND CENTERWOOD DRIVE UNITS THEY HAVE BEEN ACCEPTED FOR MAINTENANCE BY CHARLESTON COUNTY COUNCIL.
- 3 PLAT REFERENCES #3 AND #4, WHICH DEVELOPED THE PORTIONS OF BLOCK "M" AND BLOCK "G" OF CENTERVILLE SUBDIVISION ON THE EAST SIDE OF HALE STREET, SHOW HALE STREET TO BE A 50' RIGHT-OF-WAY. NO DESIGNATION HAS BEEN LOCATED ON ANY PLAT, EVEN THOSE PORTIONS WHICH ARE SCOTI MAINTAINED.

LINE TABLE

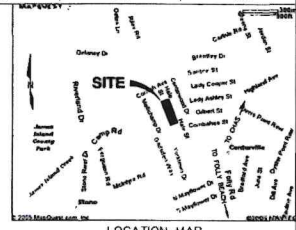
LINE	BEARING	DISTANCE
L1 (RE)	S48°25'29"W	31.29
L2	S02°32'25"W	25.76
L3	N87°29'51"W	28.42
L4	S38°22'52"W	45.97
L5	N32°02'24"W	38.24
L6	N32°09'44"E	35.59
L7	S70°17'00"E	37.56
L8	S32°52'48"E	44.52
L9	S05°21'15"E	52.40

TRACT DATA

3.748 ACRES HIGHLAND
0.128 ACRES WETLAND
3.886 ACRES TOTAL
(TMS 425-01-00-012)

OVERALL DENSITY
3.09 UNITS/ACRES

MA 596PG164

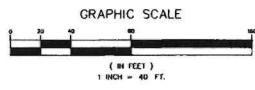


- REFERENCES**
- 1 PLAT BOOK "H" PAGE 164, CHARLESTON COUNTY RMC
 - 2 PLAT BOOK "AD", PAGE 59, CHARLESTON COUNTY, RMC.
 - 3 PLAT BOOK "J", PAGE 159, CHARLESTON COUNTY, RMC.
 - 4 PLAT BOOK "K", PAGE 18, CHARLESTON COUNTY, RMC.
 - 5 PLAT BOOK "L", PAGE 54, CHARLESTON COUNTY, RMC.

- LEGEND**
- PROPERTY LINE
 - ADJACENT PROPERTY LINE
 - ROAD RIGHT-OF-WAY
 - EASEMENT LINE
 - BUILDING SETBACK LINE
 - WETLAND
 - IRON PIN FOUND w/ SIZE & TYPE DESC.
 - IRON PIN SET (#5 REBAR)
 - SQUARE FEET
 - ACRE (43,560 SF/ACRE)
 - TREE AND CANOPY/PROTECTIVE ZONE

- NOTES**
- 1 THIS PROPERTY IS LOCATED IN FLOOD ZONE "X" SHADDED, "A" & "AS" AS INDICATED ON FLOOD INSURANCE RATE MAP COMMUNITY PANEL NO. 420016C W/8-A, DATED 11/17/04
 - 2 THE BEARINGS SHOWN HEREON ARE SOUTH CAROLINA STATE PLANE COORDINATES, 1983, INTERNATIONAL FILE 1
 - 3 THIS PLAT REPRESENTS A SURVEY BASED UPON THE LISTED REFERENCES ONLY, AND IS NOT THE RESULT OF A TITLE SEARCH
 - 4 AREA DETERMINED BY COORDINATE METHOD.
 - 5 THE PROPERTY IS ZONED RSL
 - 6 THE BUILDING SETBACKS ARE FRONT 20' SIDE 5' REAR 15'
 - 7 WATER SERVICE IS BEING PROVIDED BY THE COMMISSIONERS OF PUBLIC WORKS, AS PER LETTER DATED JUNE 9, 2005, SIGNED BY CLYDE C. WOODEN
 - 8 PUBLIC SEWER SERVICE HAS BEEN PROVIDED BY JAMES ISLAND PUBLIC SERVICE ASSOCIATION, INC. PER LETTER DATED JUNE 30, 2005, SIGNED BY WRESTEN J. CHAMPAINE.

- SPECIAL NOTES**
- 1 THE APPROVAL OF THIS PLAT DOES NOT OBLIGATE CHARLESTON COUNTY IN ANY WAY TO ACCEPT, FOR MAINTENANCE ANY ROADS OR EASEMENTS SHOWN HEREON.
 - 2 THE APPROVAL OF THIS PLAT DOES NOT AUTHORIZE OCCUPANCY.
 - 3 THIS PLAT IS SUBMITTED FOR PRE-SELLING UNDER THE IRREVOCABLE LETTER OF CREDIT PROVISION OF THE CHARLESTON COUNTY LAND DEVELOPMENT REGULATIONS.
 - 4 DURATION OF APPROVAL SHALL BE FOR UNTIL JULY 1, 2008.



CERTIFICATION NOTE

I HEREBY STATE TO THE BEST OF MY KNOWLEDGE, INFORMATION AND BELIEF THE SURVEY SHOWN HEREON WAS MADE IN ACCORDANCE WITH THE REQUIREMENTS OF THE MICHIGAN STANDARDS MANUAL FOR THE PRACTICE OF LAND SURVEYING IN SOUTH CAROLINA, AND MEETS OR EXCEEDS THE REQUIREMENTS FOR A CLASS "A" SURVEY AS SPECIFIED THEREIN. ALSO THERE ARE NO ENCROACHMENTS, PROJECTIONS, OR SETBACKS VIOLATING THE PROPERTY OTHER THAN THOSE SHOWN. SURVEY PRECISION EXCEEDS 1/10,000

Paul A. Gonder 8-25-06
OWNER

I/WE HEREBY DEDICATE THE NEW 50' R/W AND PUBLIC DRAINAGE EASEMENTS TO THE PUBLIC FOREVER.

Chris Miller 8-25-06
OWNER

I/WE HEREBY DEDICATE THE NEW PRIVATE DRAINAGE EASEMENT TO THE HALE STREET PROPERTY OWNERS ASSOCIATION, INC. ITS HEIRS AND ASSIGNS, FOREVER.

Chris Miller 8-25-06
OWNER

RMC USE ONLY

Charleston, South Carolina
Office of Registrar Mosaic Conveyance
Plat recorded this 25th day of August, 2006, at 1:12, o'clock in the Book 25, Page 233, and tracing cloth copy filed in File # 1647, Folder 11, Drawing No. 23. Original plat (to State) filed to Charleston County Planning Board.

Chris Miller
Registrar Mosaic Conveyance

APPROVED CONDITIONAL PLAT

John B. Williams, Jr. James P. Miller
Directors Planning
Charleston County Planning Commission

2002A-C AUG 25 2006
App. # Date

GENERAL ENGINEERING & ENVIRONMENTAL, LLC
a Member of THE GEL GROUP, INC.

GEL
ENGINEERING • ENVIRONMENTAL • ANALYTICAL

CONDITIONAL SUBDIVISION PLAT
TO CREATE LOTS 1 THROUGH 12
OF HALE STREET SUBDIVISION
TMS NO. 425-01-00-012
OWNED BY HALE STREET, LLC, CONTAINING 3.886 ACRES
LOCATED ON HALE STREET
CHARLESTON COUNTY, SOUTH CAROLINA

DATE: 8/23/06
LAST REVISED: 8/25/06
DRAWING NUMBER: crs00105c-conditional plat
DRAWN/CHECKED: JBB/DMB
APPROVED: JPP
SCALE: 1" = 40'
PROJECT NUMBER: CRIS00105C
SHEET NUMBER: 1
of 1



- [← RETURN](#)
- [🔁 SALES](#)
- [📄 TAX INFO](#)
- [🏠 ADDITIONAL PROPERTY INFO](#)
- [🖨️ PRINT](#)

Property Information

Current Owner:
 WELT STEPHEN A, REED SUSAN E
 835 HALE ST
 CHARLESTON SC 29412

Property ID 4250100055
Physical Address 835 HALE ST
Property Class 101 - RESID-SFR
Plat Book/Page /
Neighborhood 202109 JK09 Camp Road Estates
Deed Acres 0.4900


Legal Description

Subdivision Name -HALE STREET SUBD. Description -LOT 12
 PlatSuffix EK-039 PolTwp 009

Sales History

Book	Page	Date	Grantor	Grantee	Type	Deed	Deed Price
0606	883	10/17/2016	WELT STEPHEN A	WELT STEPHEN A	<u>S</u>	<u>QC</u>	\$0
0340	115	6/5/2013	ST JOHNS CAPITAL LLC	WELT STEPHEN A	<u>S</u>	<u>Ge</u>	\$419,730
0270	538	8/3/2012	HALE STREET LLC	ST JOHNS CAPITAL LLC	<u>S</u>	<u>Ge</u>	\$65,000
H543	866	7/1/2005	BISCHOFF JOSEPH F JR	HALE STREET LLC		<u>Ge</u>	\$530,000
M356	635	10/10/2000	NOT SUPPLIED	BISCHOFF JOSEPH F JR		<u>Ge</u>	\$9
EK	039	1/1/1900		NOT SUPPLIED		<u>Ma</u>	\$0

- [← RETURN](#)
- [🔁 SALES](#)
- [📄 TAX INFO](#)
- [🏠 ADDITIONAL PROPERTY INFO](#)
- [🖨️ PRINT](#)



Demolition Excavation Land Clearing Eco Pavers Erosion Control

Earth Is Life

June 3, 2024

Proposal For:

Hale + Mellichamp Drainage Improvements Town of James Island

Work to Perform:

The goal of this project, as I understand it, is improve the 60' drainage easement space between Hale and Mellichamp streets on James Island. This project involves tree removal, unpermitted stormwater system removal, new ditch excavation, and stabilization of the site. We believe the path to success for this project is clear after the encroaching fence structures are moved at least 15' to the interior of each property. We face a significant liability attempting to work in the current space. We can't begin this project until the fences have been moved. Thank You.

Proposal Includes (in chronological order)

- Equipment for this job- skidsteer with grapple , dump trucks, grapple truck, 80 class excavator, 50 class excavator, tree lift, chainsaws, hand tools
- Trimming of overhead tree branches to provide clean access for trucks and equipment
- Removal of approximately 35 trees where the HDPE pipe is currently buried from Lot 8 to Lot 3 on the provided "Conditional Subdivision Plat"
- Hauling and disposal of approximately 450 yds of tree debris
- Removal and disposal of existing HDPE pipe and associated drainage box structure
- Junction box connecting the ditch in front of Lot 3 and TMS 425 01 00 016 to remain
- Temporary silt saver sediment barriers for remaining storm box silt protection
- Regrading of tree removal area approximately 300 LF'
- Installation of 630' silt fence protection for this entire area
- Excavation of 12'w x 300' L x 4' deep at 3:1 slope for new drainage ditch
- Haul off and disposal of approximately 320 cu yds of ditch muck
- Excavation of downstream ditch as needed to equalize grade/slope percentage towards outfall pipe and Ellis Creek
- Hydroseeding ditch banks for stabilization
- Straw mats over hydroseeding to help stabilize seed
- 1x onsite mobile watering service for hydroseed growth
- Removal of silt fence after site has stabilized

ESTIMATE

On Point Forestry Mulching LLC
3011 Gulfstream Ln
Ridgeville, SC 29472

Onpointmulching@gmail.com
+1 (843) 514-9493



Schuyler Blair

Bill to

Schuyler Blair

850 mellichamp drive Charleston SC 29412

Estimate details

Estimate no.: 1029

Estimate date: 04/19/2024

#	Date	Product or service	Description	Qty	Rate	Amount
1.		Excavation	Estimate is for the removal of 200ft of 18/24 inch corrugated pipe and the installation of a drainage ditch. The removal of roughly 6 trees stumps and undergrowth will need to be removed and disposed of. Before any excavation is started a protective barrier will be installed down stream in the drainage ditch to prevent anything harmful from draining out in the event of an accident. 850 mellichamp will be our access point to the work site which we will have to install mats to drive equipment in and out of the site, "the mats are to protect the yard the best we can to prevent bogging down equipment where we're working" Excavation will consist of digging up the old corrugated pipe and drain boxes and installing a drainage ditch. The pipe and dirt/mud that is removed will also have to be hauled off and disposed of. Once the drainage ditch is complete and have proper grade hydro seed will be put down to help with erosion.	1	\$50,000.00	\$50,000.00

Total

\$50,000.00

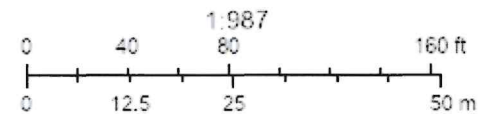
Note to customer

Thank you for your business.

ArcGIS Web Map



5/16/2024, 3:51:48 PM



Esri Community Maps Contributors, City of Charleston, Charleston County GIS, © OpenStreetMap, Microsoft, Esri, TomTom, Garmin, SafeGraph.



32.720940° N 79.950624° W



32.720674° N 79.950603° W



Pipeline and Drainage Consultants, LLC
 40 Burdsall Ave
 Fort Mitchell, Ky 41017
South Carolina Location:
 368 Winingham Rd
 Saint George, SC 29477
Web: drainageconsult.com

Thermoform 30 inch Liner

To: Mike Hemmer City Administrator
 Town of James Island

Date May 28, 2024

Please consider the following quotation concerning the above referenced project.

Item No.	Item	Quantity	Unit	Unit Price Dollars	Total Amount Price
1	Mobilization	1	EA	\$ 2,000.00	\$ 2,000.00
2	Clean and Prep Host Pipe	1	EA	\$ 4,200.00	\$ 4,200.00
3	30 Inch Thermoform PVC Liner	57	LF	\$ 282.00	\$ 16,074.00
4	Restoration	1	EA	\$ 2,000.00	\$ 2,000.00
	Bid Total				\$ 24,274.00

Conditions:

1. Prices include labor, material and equipment to install PVC Liner
2. Prices do not include and road repair or void filling under pavement .

If you have any questions call Doug Brossart at 859-393-4356

Pipeline and Drainage Consultants, LLC, P.O. Box 17373, Fort Mitchell, KY 41017

Charleston County Public Works Task Estimate

BASIC INFORMATION

Start Date:		Request ID:	16487
Requesting Agency :	Town of James Island	Task ID:	194521
Contact :	Michael Hemmer	Phone :	(843) 795-4141
Details :	Excavate and remove the failed corrugated metal pipe at Peregrine Dr and replace it with reinforced concrete pipe.		

Total Labor Cost	\$21,887.40
Total Equipment Cost	\$24,224.54

Material

ID	Description	Usage	Material Cost
			\$0.00

Other

Date	Short Description	Purchase Order	Vendor	Cost
1/1/2024	Portland Mortar mix		Palmetto Masonry	\$250.00
1/1/2024	Jersey Barricades		United Rentals	\$2,000.00
1/1/2024	Asphalt Tack		Sanders Bros.	\$150.00
1/1/2024	Block 4"x8"x16"		Palmetto Masonry	\$200.00
1/1/2024	Concrete Forms		Palmetto Masonry	\$125.00
1/1/2024	2 yds concrete		Thomas Concrete	\$1,850.16
1/1/2024	Trench Box		National Trench Safety	\$3,000.00
1/1/2024	Pipe Lube		CP&P - Concrete Pipe And Precast	\$150.00
1/1/2024	Steel Plate		United Rentals	\$2,500.00
1/1/2024	Asphalt		Sanders Bros.	\$845.60
1/1/2024	Brick 2.5"x4"x8"		Palmetto Masonry	\$250.00
1/1/2024	Grass Seed		Weathers Farm Supply	\$98.00
1/1/2024	Rock 57 Stone		Vulcan Material Company	\$4,000.00
1/1/2024	30" RCP Pipe		CP&P - Concrete Pipe And Precast	\$7,400.00
1/1/2024	Macadam Base		Vulcan Material Company	\$2,300.00
Total Other				\$25,118.76

Other

Date	Short Description	Purchase Order	Vendor	Cost
1/1/2024	Geo Fabric		SeaCoast Supply	\$450.00
			Total Other	\$25,568.76
			Sub Total	\$71,680.70
			10% Contingency	\$7,168.07
			Grand Total Estimate	\$78,848.77

Agency Signature : _____

Date: _____

OrgKey (For non-General Fund Request): _____

Obj Code: _____

(For Public Works Use Only)
/O Manager/Director Approval : _____

Date: _____

Completed By : _____

Date: _____

Task ID: _____

TOWN OF JAMES ISLAND, SC

ADVISORY COMMITTEE APPLICATION



Name: Melissa Luby
Address: 1330 Whitehouse Blvd. Charleston SC 29412
Telephone #'s;
Home: N/A Work: N/A Cell: 703-298-5130
Email Address: melissawluby@gmail.com

Educational Background, Work or Life Experience Related to Your Committee Interest:

BFA Georgia State University, homeowner Whitehouse Plantation almost 9 years, volunteer in James Island elections 2023, active with neighbors to preserve green space adjacent to Whitehouse Plantation.

Thank you for your interest in serving the Town of James Island.

Melissa W. Luby
Signature

Date: 06/14/2024



TO: Mayor and Town Council
FROM: Mike Hemmer – Town Administrator
REGARDING: June Council Meeting Report

Honorable Mayor and Council:

Below is my report for the past month. Please let me know if you have any questions.

- #1 I have the 2023-2024 Budget Amendment and with the 2nd Reading of the 2024-2025 Budget, there are a number of agreements for the Mayor's signature that we can now execute.
- #2 RFP 2024-02 for On-Call Emergency Drainage work was extended to May 28, 2024 due to lack of response. With the extension, we had two firms respond: J. Evans Services, LLC and Sunshine Lawn Care, LLC. Both are qualified and both have strengths. We will use both firms as needed and bring you the appropriate estimates as jobs arise.
- #3 RFP 2024-04 for Arborist Services was opened on June 5, 2024 and had two responses: Natural Directions and Chris CM Gerards. Mr. Donald Skinner of Natural Directions was the low bidder and has no travel fees.
- #3 I attended the Drainage Workshop, the Board of Zoning Appeals, Neighborhood Council, the Accommodations Tax Board meeting, and the History Committee.
- #4 I attended a training for Palmetto EOC at the Charleston County Emergency Operations Center. Palmetto allows for the input of unmet need requests during an emergency. We have also held a Emergency Preparation meeting with the appropriate staff to be better prepared at Town Hall. Keith and I are attending the County Debris kickoff meeting in July. Also, please note: **There is a new Hurricane Guide that has recently been released and the evacuation zone system has changed. James Island is now in evacuation zone B.**
- #5 We were able to successfully report and draw down \$9,036.10 in CTC funds for the radar sign installations on Fort Johnson Road.

www.JamesIslandSC.us

- #6 Arranged for an audio/visual assessment of our system (primarily for audio) and training for appropriate staff.
- #7 We continue to have a great relationship with our County services. We've engaged them for a couple of surveys and a stormwater box repair project from our Stormwater funds. We also have heard from the Building Department regarding our upcoming Community Rating System (CRS) meeting in October.
- #8 Recently reviewed the Dock Street Park plans to date and discussed the permitting and next steps.
- #9 Confirmed that the County has bid the Regatta Road sidewalk and construction is expected to begin within the next couple of months.
- #10 Several backflow devices have come due for inspection and arranged that with CP Backflow.

Sincerely,

A handwritten signature in black ink, appearing to be 'Mike', written in a cursive style.

Mike

AN ORDINANCE AMENDING THE FISCAL YEAR 2023-2024 BUDGET FOR THE TOWN OF JAMES ISLAND, SOUTH CAROLINA

WHEREAS, the Town Adopted its Annual Operating Budget for Fiscal Year 2023-2024 with second and final reading on May 18, 2023; and

WHEREAS, the Town may find it necessary to amend its operating budget on occasion to account for unforeseen revenues and expenditures throughout the budget year.

NOW, THEREFORE, BE IT ORDERED AND ORDAINED BY THE COUNCIL OF THE TOWN OF JAMES ISLAND, SOUTH CAROLINA:

Section 1: Purpose

This Ordinance is adopted to amend the Town of James Island's Operating Budget for Fiscal Year 2023-2024.

Section 2: Amendment of the Fiscal Year 2023-2024 Budget for the Town of James Island, South Carolina

By passage of this Ordinance, the Town of James Island amends as its Budget for Fiscal Year 2023-2024 incorporated fully herein by reference: EXHIBIT A

Section 3: Severability

If any part of this Ordinance is held to be unconstitutional, it shall be construed to have been the legislative intent to pass said Ordinance without such unconstitutional provision, and the remainder of said Ordinance shall be deemed valid as if such part had not been included. If said Ordinance, or any provision thereof, is held to be inapplicable to any person, group of persons, property, and kind of property, circumstances or set of circumstances, such holding shall not affect the applicability thereof to any other persons, property, or circumstances.

Section 4: Effective Date and Duration

This Ordinance shall be effective upon adoption.

First Reading June 20, 2024
Second/Final Reading July 18, 2024 Anticipated

Mayor Brook Lyon

ATTEST

Frances Simmons
Town Clerk

EXHIBIT A

Town of James Island

General Fund SUMMARY of PROPOSED AMENDED FY 2023-2024 Budget

REVENUES	Budgeted 2023-2024	Through May 92% 2023-2024	EOY 2023-2024 Estimate	Difference
Operating Revenues	\$4,023,722	\$3,529,264	\$4,942,569	\$918,847
Transfer in from Funds	\$0	\$0	\$0	\$0
Transfer in from Reserves	\$0	\$0	\$0	\$0
Transfer in from ARPA	\$0	\$0	\$0	\$0
TOTALS:	\$4,023,722	\$3,529,264	\$4,942,569	\$918,847

Proposed AMENDED Budget 2023-2024
\$4,942,569
\$0
\$0
\$0
\$4,942,569

EXPENDITURES	Budgeted 2023-2024	Through April 83% 2023-2024	EOY 2023-2024 Estimate	Difference
Administration	\$792,085	\$838,752	\$936,116	\$144,031
Elected Officials	\$134,778	\$122,962	\$136,000	\$1,222
General Operations	\$846,743	\$617,182	\$700,000	(\$146,743)
Planning & Zoning	\$17,915	\$3,911	\$7,715	(\$10,200)
Building Services	\$6,100	\$17,627	\$19,917	\$13,817
Public Works	\$218,775	\$150,377	\$194,333	(\$24,442)
Island Sheriff's Patrol	\$404,066	\$364,197	\$394,500	(\$9,566)
Code and Safety	\$22,460	\$4,105	\$7,652	(\$14,808)
Parks and Recreation	\$33,500	\$18,231	\$33,288	(\$212)
Facilities & Equipment	\$242,300	\$188,429	\$222,617	(\$19,683)
Community Services	\$119,000	\$33,675	\$79,500	(\$39,500)
JIPSD	\$1,285,000	\$1,177,000	\$1,285,000	\$0
Transfer Out to Capital	\$0	\$0	\$1,000,000	\$0
TOTALS:	\$4,122,722	\$3,536,448	\$5,016,638	(\$106,084)

Proposed AMENDED Budget 2023-2024
\$936,116
\$136,000
\$700,000
\$7,715
\$19,917
\$194,333
\$394,500
\$7,652
\$33,288
\$222,617
\$79,500
\$1,285,000
\$1,000,000
\$5,016,638

REVENUES LESS EXPENSES: (\$99,000) (\$7,184) (\$74,069) \$1,024,931

(\$74,069)

EXHIBIT A

Town of James Island
 AMENDED Revenue Budget FY 2023-2024

Fund Code	Line Item	Budgeted 2023-2024	Through May	EOY 2023-2024		Difference
			92% 2023-2024	Estimate		
?	Accommodation Tax Share to GF		\$25,914	\$25,914	\$25,914	
?	Brokers and Insurance Tax	\$801,600	\$125,630	\$801,600	\$0	
?	Building Permit Fees	\$327,812	\$16,733	\$18,072	(\$309,740)	
?	Business License Fees	\$360,000	\$452,846	\$452,846	\$92,846	
?	Donations	\$0	\$0	\$0	\$0	
?	Grants (PARD's, RIA \$1 mil)	\$11,000	\$1,019,893	\$1,019,893	\$1,008,893	
?	Filing Fees	\$760	\$1,780	\$1,780	\$1,020	
?	Franchise Fees	\$309,000	\$257,614	\$309,000	\$0	
?	Interest	\$1,500	\$62,867	\$93,000	\$91,500	
?	Alcohol Licenses	\$10,000	\$6,250	\$10,000	\$0	
?	Local Assessment Fee	\$2,500	\$2,781	\$2,781	\$281	
?	LOST Property Credit Fund	\$1,284,000	\$954,674	\$1,285,000	\$1,000	
?	LOST Revenue Fund	\$547,000	\$423,620	\$547,000	\$0	
?	Miscellaneous Income	\$0	\$54	\$54	\$54	
?	Planning & Zoning Fees	\$15,000	\$13,482	\$14,561	(\$439)	
?	State Aid to Subdivisions (LGF)	\$272,350	\$142,982	\$285,964	\$13,614	
?	Telecomm Tax	\$17,000	\$10,936	\$14,000	(\$3,000)	
?	Homestead Exemption Receipts	\$50,000	\$0	\$50,000	\$0	
?	Facility Rentals	\$6,000	\$5,608	\$6,057	\$57	
?	Stormwater Plan Review Fees	\$8,200	\$5,600	\$6,048	(\$2,152)	
?	Tree Mitigation	\$0	\$0	\$0	\$0	
?	Property Tax (17.9 mils)	\$1,436,560	\$0	\$1,436,560	\$0	
	Transfers					
		\$5,460,282	\$3,529,264	\$6,380,129	\$919,847	

EXHIBIT A

Town of James Island

AMENDED Administration Budget FY 2023-2024

Fund Code	Line Item	Budgeted 2023-2024	Through May		Difference
			92% 2023-2024	EOY 2023-2024 Estimate	
?	Salaries	\$343,261	\$316,715	\$365,000	\$21,739
?	Benefits, Taxes & Fees	\$142,724	\$131,151	\$155,000	\$12,276
?	Advertising	\$3,500	\$3,130	\$3,500	\$0
?	Audit	\$12,500	\$12,500	\$12,500	\$0
?	Bank charges	\$2,000	\$115	\$124	(\$1,876)
?	Bank charges - CC		\$1,596	\$1,724	\$1,724
?	Bank charges - Payroll Exp	\$6,000	\$4,973	\$5,371	(\$629)
?	Copier	\$4,500	\$3,222	\$4,500	\$0
?	Dues and Subscriptions	\$1,500	\$340	\$367	(\$1,133)
?	Election Expenses	\$8,500	\$10,676	\$10,676	\$2,176
?	Employee Appreciation	\$800	\$948	\$1,000	\$200
?	Employee Screening		\$284	\$360	\$360
?	Employee Training & Wellness	\$5,800	\$5,165	\$5,600	(\$200)
?	Equipment, Software, Maintenance				\$0
?	Information Services	\$95,000	\$87,386	\$95,000	\$0
?	Insurance	\$54,500	\$73,424	\$79,298	\$24,798
?	Legal & Professional Services	\$80,000	\$94,451	\$102,007	\$22,007
?	Legal Settlement		\$75,745	\$75,745	\$75,745
?	Grant Writing Services	\$8,400		\$0	(\$8,400)
?	MASC Membership	\$5,800	\$5,347	\$5,347	(\$453)
?	Mileage Reimbursement	\$800	\$44	\$150	(\$650)
?	Mobile Devices	\$1,500	\$1,248	\$1,348	(\$152)
?	Postage	\$6,800	\$2,597	\$2,805	(\$3,995)
?	Supplies	\$5,200	\$4,974	\$5,200	\$0
?	Town Codification	\$1,000	\$1,384	\$1,495	\$495
?	Training and Travel	\$2,000	\$1,337	\$2,000	\$0
		\$792,085	\$838,752	\$936,116	\$144,031

EXHIBIT A

Town of James Island

AMENDED Elected Officials Budget FY 2023-2024

Fund Code	Line Item	Budgeted 2023-2024	Through May 92% 2023-2024	EOY 2023-2024 Estimate	Difference
?	Salaries	\$61,250	\$56,539	\$62,000	\$750
?	Benefits, Taxes & Fees	\$70,528	\$64,746	\$71,000	\$472
?	Mayor Expense	\$1,000	\$599	\$1,000	\$0
?	Council Expenses	\$2,000	\$1,078	\$2,000	\$0
?	Mobile Devices			\$0	\$0
		\$134,778	\$122,962	\$136,000	\$1,222

AMENDED General Operations Budget FY 2023-2024

Fund Code	Line Item	Budgeted 2023-2024	Through May 92% 2023-2024	EOY 2023-2024 Estimate	Difference
?	Salaries	\$594,102	\$444,907	\$510,000	(\$84,102)
?	Benefits, Taxes & Fees	\$252,641	\$172,275	\$190,000	(\$62,641)
		\$846,743	\$617,182	\$700,000	(\$146,743)

EXHIBIT A

Town of James Island

AMENDED Public Works (STORMWATER OPERATIONS) Budget FY 2023-2024

Fund Code	Line Item	Budgeted	Through May	EOY 2023-2024	Difference
		2023-2024	92% 2023-2024	Estimate	
?	Dues and Subscriptions	\$725	\$468	\$725	\$0
?	Mobile Devices	\$1,100	\$0	\$0	(\$1,100)
?	Emergency Management	\$26,000	\$18,339	\$26,000	\$0
?	Groundskeeping	\$70,000	\$56,974	\$60,000	(\$10,000)
?	Tree Maintenance and Care	\$10,000	\$1,310	\$10,000	\$0
?	Mileage Reimbursement	\$300	\$0	\$300	\$0
?	Public Outreach	\$250	\$0	\$250	\$0
?	Projects	\$50,000	\$31,790	\$50,000	\$0
?	Signage	\$4,000	\$4,766	\$6,000	\$2,000
?	Stormwater expenses		\$576	\$576	\$576
?	Stormwater Professional Fees		\$1,650	\$3,000	\$3,000
?	Supplies	\$8,000	\$8,682	\$8,682	\$682
?	Asset Management	\$45,000	\$25,427	\$27,500	(\$17,500)
?	Training and Travel	\$2,500	\$395	\$800	(\$1,700)
?	Uniform / PPE	\$900	\$0	\$500	(\$400)
		\$218,775	\$150,377	\$194,333	(\$24,442)

AMENDED Codes and Safety Budget FY 2023-2024

Fund Code	Line Item	Budgeted	Through May	EOY 2023-2024	Difference
		2023-2024	92% 2023-2024	Estimate	
?	Memberships/Dues	\$250	\$0	\$0	(\$250)
?	Crime Watch Materials	\$250	\$0	\$0	(\$250)
?	Equipment	\$1,960	\$960	\$960	(\$1,000)
?	Mileage Reimbursement	\$100	\$0	\$0	(\$100)
?	Mobile Devices	\$700	\$0	\$0	(\$700)
?	Animal Control	\$3,000	\$0	\$1,000	(\$2,000)
?	Overgrown Lot Clearing	\$2,000	\$725	\$1,500	(\$500)
?	Radio Contract	\$3,200	\$2,394	\$3,192	(\$8)
?	Supplies	\$250	\$26	\$250	\$0
?	Training	\$500	\$0	\$500	\$0
?	Uniform / PPE	\$250	\$0	\$250	\$0
?	Unsafe Buildings Demolition	\$10,000	\$0	\$0	(\$10,000)
?	Inoperable Vehicle Towing	\$0	\$0	\$0	\$0
		\$22,460	\$4,105	\$7,652	(\$14,808)

EXHIBIT A

Town of James Island

AMENDED Planning and Zoning Budget FY 2023-2024

Fund Code	Line Item	Budgeted 2023-2024	Through May 92% 2023-2024	EOY 2023-2024 Estimate	Difference
?	Advertising	\$1,500	\$317	\$800	(\$700)
?	Mobile Devices		\$0	\$0	\$0
?	Dues and Subscriptions	\$715	\$125	\$715	\$0
?	Mileage Reimbursement	\$200	\$0	\$200	\$0
?	Equipment / Software	\$5,500	\$1,594	\$2,000	(\$3,500)
?	Supplies	\$500	\$147	\$500	\$0
?	Training and Travel	\$1,000	\$506	\$1,000	\$0
?	Uniform / PPE	\$500	\$0	\$0	(\$500)
?	Planning Commission	\$4,000	\$1,012	\$2,000	(\$2,000)
?	Board of Zoning Appeals	\$4,000	\$210	\$500	(\$3,500)
		\$17,915	\$3,911	\$7,715	(\$10,200)

AMENDED Building Inspections Budget FY 2023-2024

Fund Code	Line Item	Budgeted 2023-2024	Through May 92% 2023-2024	EOY 2023-2024 Estimate	Difference
?	County Contract		\$17,128	\$18,498	\$18,498
?	Mobile Devices	\$600		\$0	(\$600)
?	Dues and Subscriptions	\$1,000	\$180	\$600	(\$400)
?	Equipment/Software	\$1,500		\$0	(\$1,500)
?	Mileage Reimbursement	\$500		\$0	(\$500)
?	Supplies	\$600	\$219	\$219	(\$381)
?	Travel and Training	\$1,400	\$100	\$600	(\$800)
?	Uniform / PPE	\$250		\$0	(\$250)
?	Community Outreach	\$250		\$0	(\$250)
		\$6,100	\$17,627	\$19,917	\$13,817

EXHIBIT A

Town of James Island

AMENDED Parks & Recreation Budget FY 2023-2024

Fund Code	Line Item	Budgeted 2023-2024	Through May 92% 2023-2024	EOY 2023-2024 Estimate	Difference
?	Dock Street Park M & O				\$0
?	Pinckney Park M & O				\$0
?	Other Park Maintenance	\$12,500	\$14,788	\$14,788	\$2,288
?	Special Events	\$5,000	\$1,677	\$2,500	(\$2,500)
?	Youth Sports Program	\$16,000	\$1,766	\$16,000	\$0
		\$33,500	\$18,231	\$33,288	(\$212)

AMENDED Facilities & Equipment Budget FY 2023-2024

Fund Code	Line Item	Budgeted 2023-2024	Through May 92% 2023-2024	EOY 2023-2024 Estimate	Difference
?	Equipment/Furniture	\$5,000	\$1,673	\$5,000	\$0
?	Facilities Maintenance	\$19,800	\$16,907	\$19,800	\$0
?	Generator Maint.	\$2,000	\$1,911	\$2,000	\$0
?	Janitorial	\$12,000	\$13,500	\$16,200	\$4,200
?	Security Monitoring	\$1,500	\$1,034	\$1,117	(\$383)
?	Street Lights	\$155,000	\$127,462	\$145,000	(\$10,000)
?	Utilities	\$35,000	\$20,649	\$26,000	(\$9,000)
?	Vehicle Maint.Expense	\$12,000	\$5,293	\$7,500	(\$4,500)
		\$242,300	\$188,429	\$222,617	(\$19,683)

EXHIBIT A

Town of James Island

AMENDED Island Sheriff's Patrol Budget FY 2023-2024

Fund Code	Line Item	Budgeted 2023-2024	Through May 92% 2023-2024	EOY 2023-2024 Estimate	Difference
?	ISP Salary	\$186,814	\$214,160	\$235,000	\$48,186
?	ISP Benefits, Taxes & Fees	\$52,102	\$61,655	\$70,000	\$17,898
?	ISP Programs & Supplies	\$17,250	\$8,435	\$9,500	(\$7,750)
?	ISP - Other Security				\$0
?	ISP - Dedicated Officer Annual Expense	\$147,900	\$79,947	\$80,000	(\$67,900)
		\$404,066	\$364,197	\$394,500	(\$9,566)

AMENDED Community Services Budget FY 2023-2024

Fund Code	Line Item	Budgeted 2023-2024	Through May 92% 2023-2024	EOY 2023-2024 Estimate	Difference
?	Repair Care Program	\$35,000	\$0	\$25,000	(\$10,000)
?	Drainage Council	\$500	\$0	\$0	(\$500)
?	History Council	\$5,000	\$433	\$1,500	(\$3,500)
?	Neighborhood Council	\$3,000	\$1,194	\$2,000	(\$1,000)
?	Business Development Council	\$500	\$0	\$0	(\$500)
?	James Island Pride	\$3,500	\$327	\$1,500	(\$2,000)
?	Helping Hands	\$500	\$406	\$500	\$0
?	Tree Council	\$3,500	\$215	\$1,500	(\$2,000)
?	Community Tutoring Programs	\$12,500	\$0	\$12,500	\$0
?	Community Service Contributions	\$55,000	\$31,100	\$35,000	(\$20,000)
		\$119,000	\$33,675	\$79,500	(\$39,500)

AMENDED JI Public Safety District Budget FY 2023-2024

Fund Code	Line Item	Budgeted 2023-2024	Through May 92% 2023-2024	EOY 2023-2024 Estimate	Difference
?	Tax Relief	\$1,284,000	\$1,177,000	\$1,284,000	\$0
?	Admin Expense			\$0	\$0
	Auditor Expense	\$1,000	\$0	\$1,000	\$0
		\$1,285,000	\$1,177,000	\$1,285,000	\$0

Exhibit A

Town of James Island

Capital Projects Budget FY 2024-2025

Fund Code	Line Item	Through May				Proposed Budget for 2024-2025						Total 5-Year CIP
		Budgeted 2023-2024	92% 2023-2024	EOY 2023-2024 Estimate	Difference		2025-2026	2026-2027	2027-2028	2028-2029	2029-2030	
INFRASTRUCTURE												
	Dills Bluff Sidewalk, Phase III - Seaside to Condon/Winborn		\$180,622	\$180,622	(\$180,622)							\$0
	Dills Bluff Sidewalk, Phase IV - Winborn to HBVR	\$250,000	\$953	\$953	\$249,047	\$0	\$223,000	\$275,000				\$498,000
	Regatta Road Sidewalk	\$9,000	\$0	\$0	\$9,000	\$125,000						\$0
	Seaside Lane Sidewalk		\$566	\$566	(\$566)							\$0
	Town Hall - Second Floor	\$45,000	\$0	\$0	\$45,000		\$50,000					\$50,000
	Traffic Calming Projects	\$75,000	\$82,536	\$82,536	(\$7,536)	\$30,000	\$30,000	\$50,000	\$50,000	\$50,000		\$230,000
	Nabors Phase I		\$0	\$0	\$0	\$235,000						\$0
	Honey Hill Road Paving		\$0	\$0	\$0	\$58,800						\$0
	Other Capital Improvement Projects		\$0	\$0	\$0		\$10,000	\$20,000	\$50,000	\$50,000		\$180,000
	RIA Sewer Project (Connections)		\$0	\$0	\$0	\$1,000,000						\$0
	Additional Sewer Connections											\$0
	Septic Tank Testing	\$110,000	\$14,450	\$14,450	\$95,550	\$10,000						\$0
	James Island Creek Sewer Infrastructure Match	\$444,000	\$0	\$0	\$444,000	\$444,000						\$0
	TOTAL Infrastructure:	\$933,000	\$279,127	\$279,127	\$653,873	\$1,902,800	\$313,000	\$345,000	\$100,000	\$173,238	\$100,000	\$1,031,238
DRAINAGE PROJECTS												
	Greenhill / Honey Hill Drainage Phase I-II	\$280,000	\$242,645	\$242,645	\$37,355							\$0
	Oceanview-Stonepost Drainage Basin, Phases I-II	\$808,000	\$556,732	\$808,000	\$0							\$0
	Woodhaven Drainage Improvements	\$700,000	\$229,365	\$700,000	\$0							\$0
	Quail Run Drainage Improvements	\$735,000	\$911,915	\$911,915	(\$176,915)	\$5,000						\$0
	James Island Creek Basin Drainage Improvements		\$0	\$0	\$0	\$15,000	\$15,000	\$25,000	\$25,000	\$25,000		\$115,000
	Drainage Outflow Valve Devices		\$0	\$0	\$0	\$0	\$10,000	\$20,000				\$30,000
	Drainage Improvement Projects	\$25,000	\$13,935	\$25,000	\$0	\$15,000	\$15,000	\$25,000	\$25,000	\$25,000		\$115,000
	TOTAL Drainage:	\$2,548,000	\$1,954,592	\$2,687,560	(\$139,560)	\$35,000	\$40,000	\$70,000	\$50,000	\$50,000	\$50,000	\$260,000
CAPITAL EQUIPMENT												
	ISP - Dedicated Officer Initial Expense	\$66,300	\$0	\$0	\$66,300							\$0
	Security Upgrades				\$0		\$20,000					\$20,000
	Public Works Equipment	\$10,000	\$8,915	\$8,915	\$1,085	\$1,000	\$10,000	\$5,000	\$5,000	\$5,000	\$5,000	\$30,000
	Audio Visual Upgrades	\$68,699	\$56,115	\$59,115	\$9,584	\$1,000	\$10,000		\$5,000	\$5,000	\$5,000	\$25,000
	TOTAL Equipment:	\$144,999	\$65,030	\$68,030	\$76,969	\$2,000	\$40,000	\$5,000	\$10,000	\$10,000	\$10,000	\$75,000
PARKS AND RECREATION												
	Dock Street Park Improvements	\$59,000	\$24,525	\$59,000	\$0	\$130,000	\$180,000	\$320,000				\$500,000
	Pinckney Park Improvements		\$0	\$0	\$0	\$10,000	\$10,000	\$20,000				\$30,000
	Brantley Park Improvements				\$0							\$0
	Land Acquisitions			\$600,000	(\$600,000)	\$370,000	\$200,000	\$250,000	\$250,000	\$250,000	\$250,000	\$1,200,000
	Park Projects				\$0	\$0						\$0
	Park and Rec Improvements				\$0	\$0						\$0
	TOTAL Parks and Recreation:	\$59,000	\$24,525	\$659,000	(\$600,000)	\$510,000	\$390,000	\$590,000	\$250,000	\$250,000	\$250,000	\$1,730,000
	TOTAL CAPITAL PROJECTS:	\$3,684,999	\$2,323,274	\$3,693,717	(\$8,718)	\$2,449,800	\$783,000	\$1,010,000	\$410,000	\$483,238	\$410,000	\$3,096,238

EXHIBIT A

Town of James Island
 Hospitality Tax Budget FY 2024-2025

Fund Code	Line Item	Budgeted 2023-2024	Through May 92% 2023-2024	EOY 2023-2024 Estimate	Difference
	Hospitality Tax Revenue	\$680,000	\$618,738	\$680,000	\$0
	Hospitality Expenses				
?	The Town Market	\$2,000	\$2,781	\$4,000	\$2,000
?	Guide to Historic James Island	\$5,000			(\$5,000)
?	ReThink Folly Rd - Staff Cost-Sharing	\$20,000	\$71	\$20,000	\$0
?	Santee St. Public Parking Lot	\$34,400	\$31,800	\$34,400	\$0
?	James Island Arts & Cultural Center Operations	\$150,000	\$139,732	\$150,000	\$0
?	James Island Arts & Cultural Center Projects & Events	\$15,000	\$2,476	\$15,000	\$0
?	Promotional Grants	\$10,000	\$10,250	\$10,250	\$250
?	Public Safety of Tourism Areas	\$134,688	\$84,155	\$134,688	\$0
?	Camp and Folly Landscaping Maintenance	\$10,000	\$3,325	\$5,000	(\$5,000)
?	Community Events	\$5,000	\$5,939	\$5,939	\$939
?	Brantley Park Ops	\$2,400	\$3,517	\$3,263	\$863
?	Entrepreneur and Small Business Support				
	TOTAL Expenses	\$388,488	\$284,046	\$382,540	(\$5,948)
	Current Surplus/Deficit	\$291,512	\$334,692	\$297,460	\$5,948
?	Hospitality Tax Transfer Out to Capital	\$936,100			(\$936,100)
?	Transfer (out from/ in to) Hospitality Fund Balance	(\$644,588)			\$644,588
	Total Hospitality Expenditures (Capital and Current)	\$1,324,588	\$284,046	\$382,540	(\$942,048)
	Hospitality Tax Fund Balance				
	Initial Fund Balance	\$2,444,286	\$2,279,174	\$2,279,174	
	End Fund Balance	\$1,799,968	\$2,613,866	\$2,576,634	

EXHIBIT A

Town of James Island

Hospitality Tax Capital Projects FY 2024-2025

Fund Code	Line Item	Budgeted 2023-2024	Through May		EOY 2023-2024 Estimate	Difference
			92% 2023-2024			
	Bus Shelters/Bench on Folly Road	\$25,000	\$0			\$25,000
	Wayfinding Signage		\$0			\$0
	Camp and Folly -- Signage/Flags	\$35,000	\$0			\$35,000
	Camp / Folly Landscaping		\$0			\$0
	Streetscape Lighting at Camp / Dills Bluff		\$0			\$0
	Rethink Folly Road - Phase I	\$400,000	\$0	\$400,000		\$0
	ISP Dedicated Officer Initial Expense	\$22,100	\$0	\$0		\$22,100
	Rethink Folly Road - Phase II-III		\$0	\$0		\$0
	Folly Road Beautification	\$10,000	\$3,670	\$10,000		\$0
	Pinckney Park		\$0			\$0
	Brantley Park	\$100,000	\$16,675	\$16,675		\$83,325
	James Island Arts and Cultural Center	\$150,000	\$3,598	\$150,000		\$0
	James Island Arts and Cultural Center Solar Panels		\$0			\$0
	1248 Camp Center - Civil & Landscape		\$0			\$0
	Holiday Lights	\$2,000	\$0	\$2,000		\$0
	Intersection Improvements at Camp / Dills Bluff		\$0			\$0
	Other Tourism-Related Projects	\$50,000	\$2,000	\$50,000		\$0
	Undergrounding Power Lines -Folly Road		\$0			\$0
	Folly Road Multi-Use Path, Wilton to Ft. Johnson	\$42,000	\$0			\$42,000
	Park Projects		\$0			\$0
	Historic Fort Johnson	\$100,000	\$0	\$100,000		\$0
TOTAL:		\$936,100	\$25,943	\$728,675		\$207,425

Transfers In:

Hospitality Tax Fund:

15 EXHIBIT A

	22/23 Actual	23/24 Budget	23/24 YTD	23/24 Estimate	24/25 DRAFT Budget	DIFFERENCE
Tree Fund						
Tree Mitigation Revenue	85,600	500	96,488		500	-
Tree Mitigation Expense	4,712	1,200	23,250	39,857	1,200	-
Change in Balance		(700)	(23,250)		(700)	-
Initial Balance		80,488	80,488	80,488	73,238	(7,250)
Ending Balance	80,488	79,788	57,238	73,238	72,538	(7,250)

18 EXHIBIT A

	22/23 Actual	23/24 Budget	23/24 YTD	23/24 Estimate	24/25 DRAFT Budget	TOTALS
American Rescue Plan						
Revenue						
Expense		2,795,955	1,690,058	2,795,955	0	
Transfer Out to Capital Projects		2,795,955	1,690,058	2,795,955	0	
Change in Balance		2,795,955	1,105,897	0	0	
Initial Balance		2,795,955		2,795,955	0	
Ending Balance		2,650,915	960,857	0	0	

17 EXHIBIT A

	22/23 Actual	23/24 Budget	23/24 YTD	23/24 Estimate	24/25 DRAFT Budget	DIFFERENCE
Accomodations Tax Fund						
Accomodations Tax Revenue		77,000	24,925	75,000	75,000	(2,000)
Local Accomodations Tax Revenue		1,500	914	1,690,058	2,000	500
				1690058		-
Accomodations Current Expense						-
						-
Promotional Grants (30%)		14,850	2,650,915	960,857	14,850	-
Tourism-Related Events (65%) (WAS COMMUNITY EVENTS)						-
Tourism-Related Advertising (65%)		34,650		34,650	76,050	41,400
						-
Local ATAX Expense				2,000	2,000	2,000
TOTAL Current Expense						-
Current Surplus/Deficit						-
						-
Accomodations Tax Transfer Out to GF (25k plus 5%)		25,000		27,500	27,500	2,500
						-
						-
Total Accomodations Expenditures (Capital and Current)						-
						-
Accomodations						-
Initial Fund Balance		41,400				(41,400)
End Fund Balance						-

16 EXHIBIT A

	22/23 ACTUAL	23/24 BUDGET	23/24 ESTIMATE	24/25 BUDGET	Difference
Stormwater					
Stormwater Revenue		63,000		63,000	
Stormwater Expense		1,690,058			
Transfer Out to Capital Projects		1,690,058			
Change in Balance		63,000			
Initial Balance		530,190		566,432	
Ending Balance	2,650,915	960,857		629,432	

ORDINANCE # 2024-03

AN ORDINANCE ADOPTING THE FISCAL YEAR 2024-2025 BUDGET FOR THE TOWN OF JAMES ISLAND, SOUTH CAROLINA

WHEREAS, the Town of James Island requires a budget to guide and direct the receipt of expenditure of revenues during Fiscal Year 2024-2025; and

WHEREAS, Section 5-7-260 South Carolina Code of Laws, 1976, as amended, requires that certain acts by Municipal Councils be done by ordinance, including the adoption of a budget; and

WHEREAS, South Carolina law requires that a duly noticed public hearing be held prior to the adoption of a municipal budget; and

WHEREAS, this duly noticed public hearing occurred on May 16, 2024;

NOW, THEREFORE, BE IT ORDERED AND ORDAINED BY THE COUNCIL OF THE TOWN OF JAMES ISLAND, SOUTH CAROLINA:

Section 1: Purpose

This Ordinance is adopted to provide the Town of James Island with an Operating Budget for Fiscal Year 2024-2025.

Section 2: Creation of the Fiscal Year 2024-2025 Budget for the Town of James Island, South Carolina

By passage of this Ordinance, the Town of James Island adopts as its Budget for Fiscal Year 2024-2025 "Exhibit A," incorporated fully herein by reference, and sets the property tax operating millage rate at 0.0179 (17.9 mills). EXHIBIT A

Section 3: Severability

If any part of this Ordinance is held to be unconstitutional, it shall be construed to have been the legislative intent to pass said Ordinance without such unconstitutional provision, and the remainder of said Ordinance shall be deemed valid as if such part had not been included. If said Ordinance or any provision thereof, is held to be inapplicable to any person, group of persons, property, and kind of property, circumstances or set of circumstances, such holding shall not affect the applicability thereof to any other persons, property, or circumstances.

Section 4: Effective Date and Duration

This Ordinance shall be effective from July 1, 2024 to June 30, 2025.

First Reading	May 16, 2024	
Public Hearing	May 16, 2024	
Final Reading	_____	(anticipated June 20, 2024)

Mayor Brook Lyon

ATTEST

Frances Simmons
Town Clerk

Exhibit "A"

Town of James Island

General Fund SUMMARY FY 2024-2025

REVENUES	Actual	Actual	Actual	Budgeted	Through April	EOY 2023-2024	Difference	Proposed Budget for 2024-2025
	2020-2021	2021-2022	2022-2023	2023-2024	83% 2023-2024	Estimate		
Operating Revenues	\$4,018,923	\$3,838,490	\$5,727,334	\$4,023,722	\$3,329,966	\$4,852,117	\$828,395	\$4,167,958
Transfer in from Funds	(\$676,675)	\$343,998	\$0	\$0	\$0	\$0	\$0	\$0
Transfer in from Reserves	\$0	\$0	\$0	\$0	\$0	\$0	\$0	\$0
Transfer in from ARPA	\$0	\$0	\$0	\$0	\$0	\$0	\$0	\$0
TOTALS:	\$3,342,248	\$4,182,488	\$5,727,334	\$4,023,722	\$3,329,966	\$4,852,117	\$828,395	\$4,167,958

EXPENDITURES	Actual	Actual	Actual	Budgeted	Through April	EOY 2023-2024	Difference	Proposed Budget for 2024-2025
	2020-2021	2021-2022	2022-2023	2023-2024	83% 2023-2024	Estimate		
Administration	\$654,301	\$669,343	\$774,880	\$792,085	\$697,606	\$874,939	\$82,854	\$837,029
Elected Officials	\$104,412	\$110,964	\$114,155	\$134,778	\$106,323	\$134,000	(\$778)	\$153,092
General Operations	\$453,547	\$388,626	\$462,935	\$846,743	\$527,439	\$617,104	(\$229,639)	\$669,000
Planning & Zoning	\$5,809	\$5,989	\$9,194	\$17,915	\$3,911	\$10,845	(\$7,070)	\$17,025
Building Services	\$1,911	\$24,809	\$58,541	\$6,100	\$17,627	\$21,709	\$15,609	\$32,900
Public Works	\$207,031	\$190,941	\$209,765	\$218,775	\$136,829	\$206,505	(\$12,270)	\$191,825
Island Sheriff's Patrol	\$351,616	\$320,285	\$369,754	\$404,066	\$322,480	\$352,064	(\$52,002)	\$482,078
Code and Safety	\$2,638	\$17,353	\$4,244	\$22,460	\$4,105	\$20,477	(\$1,983)	\$17,400
Parks and Recreation	\$22,159	\$33,073	\$19,022	\$33,500	\$18,231	\$33,500	\$0	\$34,800
Facilities & Equipment	\$192,617	\$218,329	\$219,609	\$242,300	\$163,926	\$231,860	(\$10,440)	\$237,500
Community Services	\$72,020	\$50,716	\$74,167	\$119,000	\$33,593	\$116,500	(\$2,500)	\$134,300
JIPSD	\$905,000	\$1,069,000	\$1,269,996	\$1,285,000	\$1,070,000	\$1,285,000	\$0	\$1,361,000
Transfer Out to Capital	\$367,013	\$392,890	\$0	\$0	\$0	\$1,000,000	\$0	\$0
TOTALS:	\$3,340,074	\$3,492,318	\$3,586,262	\$4,122,722	\$3,032,070	\$4,904,502	(\$218,220)	\$4,167,949

REVENUES LESS EXPENSES: \$2,174 \$690,170 \$2,141,072 (\$99,000) \$297,896 (\$52,385) \$1,046,615 \$9

Fund Balances (Beginning 2023-2024)	Through Mar 2024	Est. EOY 2023-2024	Proposed Budget Impact on Balances
General Fund (unrestricted):	\$2,938,033	\$3,235,929	\$9
Reserve Fund (about 4 months of operating expenses):	\$1,328,484	\$1,328,484	\$0
Tree Fund (we restrict):	\$80,488	\$57,238	(700)
Stormwater Fund:	\$624,573	\$566,432	63,000
Accomodations Tax Fund:	\$41,482	\$41,482	
Hospitality Tax Fund:	\$2,279,174	\$2,383,130	
American Rescue Plan:	\$2,650,915	\$1,152,610	\$0
	\$9,943,149	\$8,765,305	\$62,309

Town of James Island
Revenue Budget FY 2024-2025

Fund Code	Line Item	Actual 2020-2021	Actual 2021-2022	Actual 2022-2023	Through April			Difference	Proposed Budget for 2024-2025
					Budgeted 2023-2024	83% 2023-2024	EOY 2023-2024 Estimate		
?	Accommodation Tax Share to GF	\$51,653	\$77,485	\$51,495		\$25,914	\$25,914	\$25,914	27,500
?	Brokers and Insurance Tax	\$789,119	\$801,598	\$775,187	\$801,600	\$125,630	\$801,600	\$0	\$765,000
?	Building Permit Fees	\$16,609	\$15,529	\$27,279	\$327,812	\$15,456	\$18,084	(\$309,728)	\$26,000
?	Business License Fees	\$399,876	\$384,411	\$499,280	\$360,000	\$298,705	\$360,000	\$0	\$480,000
?	Donations	\$50	\$120	\$0	\$0	\$0	\$0	\$0	\$0
?	Grants (PARD's, RIA \$1 mil)	\$32,854	\$69,718	\$1,854,631	\$11,000	\$1,010,857	\$1,010,857	\$999,857	\$17,192
?	Filing Fees	\$0	\$0	\$0	\$760	\$1,780	\$1,780	\$1,020	\$500
?	Franchise Fees	\$334,677	\$320,182	\$303,094	\$309,000	\$223,470	\$319,015	\$10,015	\$320,000
?	Interest	\$459	\$437	\$2,939	\$1,500	\$62,867	\$93,000	\$91,500	\$187,000
?	Alcohol Licenses	\$14,280	\$12,000	\$6,000	\$10,000	\$6,250	\$10,000	\$0	\$6,000
?	Local Assessment Fee	\$988	\$3,571	\$5,656	\$2,500	\$2,781	\$2,781	\$281	\$2,700
?	LOST Property Credit Fund	\$1,194,860	\$1,225,380	\$1,286,714	\$1,284,000	\$954,674	\$1,285,000	\$1,000	\$1,360,000
?	LOST Revenue Fund	\$485,800	\$524,734	\$550,542	\$547,000	\$423,620	\$547,000	\$0	\$580,000
?	Miscellaneous Income	\$334,146	\$26,741	\$371	\$0	\$54	\$54	\$54	\$100
?	Planning & Zoning Fees	\$14,442	\$16,162	\$15,275	\$15,000	\$12,982	\$15,189	\$189	\$16,200
?	State Aid to Subdivisions (LGF)	\$278,464	\$263,279	\$275,661	\$272,350	\$142,982	\$285,964	\$13,614	\$300,266
?	Telecomm Tax	\$17,095	\$12,901	\$11,857	\$17,000	\$10,936	\$14,000	(\$3,000)	\$16,000
?	Homestead Exemption Receipts	\$50,061	\$69,718	\$46,792	\$50,000	\$0	\$50,000	\$0	\$48,000
?	Facility Rentals	\$3,490	\$6,824	\$6,361	\$6,000	\$5,608	\$6,561	\$561	\$7,500
?	Stormwater Plan Review Fees	\$0	\$7,700	\$8,200	\$8,200	\$5,400	\$6,318	(\$1,882)	\$8,000
?	Tree Mitigation	\$0	\$0	\$0	\$0	\$0	\$0	\$0	\$0
?	Property Tax (17.9 mils) Transfers	\$1,296,230	\$1,296,230	\$0	\$1,436,560	\$0	\$1,436,560	\$0	\$1,574,566
		\$5,315,153	\$5,134,720	\$5,727,334	\$5,460,282	\$3,329,966	\$6,289,677	\$829,395	\$5,742,524
	Property Tax Rollback Credit	(\$1,194,860)	(\$1,225,380)	\$0	(\$1,284,000)	(\$1,284,000)	(\$1,285,000)	(\$1,000)	(\$1,360,000)
	Property Tax Credit from Revenue	(\$101,370)	(\$70,850)	\$0	(\$152,560)	(\$152,560)	(\$152,560)	\$0	(\$214,566)
		(\$1,296,230)	(\$1,296,230)	\$0	(\$1,436,560)	(\$1,436,560)	(\$1,437,560)	(\$1,000)	(\$1,574,566)
	TOTALS:	\$4,018,923	\$3,838,490	\$5,727,334	\$4,023,722	\$1,893,406	\$4,852,117	\$828,395	\$4,167,958

Town of James Island
Administration Budget FY 2024-2025

Fund Code	Line Item	Actual	Actual	Actual	Budgeted	Through April	EOY 2023-2024	Difference	Proposed Budget for 2024-2025
		2020-2021	2021-2022	2022-2023	2023-2024	83% 2023-2024	Estimate		
?	Salaries	\$284,379	\$316,254	\$345,661	\$343,261	\$262,585	\$344,047	\$786	\$353,000
?	Benefits, Taxes & Fees	\$173,952	\$129,645	\$144,205	\$142,724	\$110,644	\$144,367	\$1,643	\$155,500
?	Advertising	\$2,855	\$1,816	\$3,051	\$3,500	\$2,630	\$3,500	\$0	\$3,500
?	Audit	\$12,500	\$12,500	\$12,500	\$12,500	\$12,500	\$12,500	\$0	\$13,500
?	Bank charges	\$617	\$1,533	\$1,679	\$2,000	\$115	\$135	(\$1,865)	\$300
?	Bank charges - CC					\$1,596	\$1,867	\$1,867	\$1,500
?	Bank charges - Payroll Exp		\$6,060	\$5,067	\$6,000	\$4,973	\$5,818	(\$182)	\$6,000
?	Copier	\$4,968	\$5,562	\$4,225	\$4,500	\$2,963	\$4,500	\$0	\$4,500
?	Dues and Subscriptions	\$160	\$120	\$305	\$1,500	\$340	\$398	(\$1,102)	\$1,000
?	Election Expenses		\$0		\$8,500	\$10,676	\$10,676	\$2,176	\$0
?	Employee Appreciation	\$578	\$1,220	\$465	\$800	\$948	\$948	\$148	\$2,800
?	Employee Screening			\$971		\$148	\$224	\$224	\$149
?	Employee Training & Wellness	\$3,105	\$3,510	\$5,608	\$5,800	\$4,895	\$5,800	\$0	\$5,600
?	Equipment, Software, Maintenance			\$23,568				\$0	\$400
?	Information Services	\$49,030	\$69,327	\$54,486	\$95,000	\$69,014	\$95,000	\$0	\$116,680
?	Insurance	\$40,838	\$48,162	\$67,518	\$54,500	\$73,424	\$85,906	\$31,406	\$70,000
?	Legal & Professional Services	\$51,857	\$41,490	\$86,998	\$80,000	\$48,736	\$57,021	(\$22,979)	\$75,000
?	Legal Settlement					\$75,745	\$75,745	\$75,745	\$0
?	Grant Writing Services	\$5,459	\$8,560	\$2,310	\$8,400		\$8,400	\$0	\$4,000
?	MASC Membership	\$5,341	\$5,347	\$5,347	\$5,800	\$5,347	\$5,347	(\$453)	\$5,400
?	Mileage Reimbursement	\$338	\$316	\$364	\$800	\$44	\$150	(\$650)	\$800
?	Mobile Devices	\$2,340	\$1,954	\$1,289	\$1,500	\$1,026	\$1,200	(\$300)	\$1,500
?	Postage	\$5,076	\$6,060	\$2,334	\$6,800	\$2,197	\$2,570	(\$4,230)	\$7,000
?	Supplies	\$7,331	\$4,512	\$5,490	\$5,200	\$4,339	\$5,200	\$0	\$5,500
?	Town Codification	\$2,350	\$4,168	\$1,371	\$1,000	\$1,384	\$1,619	\$619	\$1,000
?	Training and Travel	\$1,227	\$1,227	\$68	\$2,000	\$1,337	\$2,000	\$0	\$2,400
		\$654,301	\$669,343	\$774,880	\$792,085	\$697,606	\$874,939	\$82,854	\$837,029

Town of James Island

Elected Officials Budget FY 2024-2025

Fund Code	Line Item	Actual 2020-2021	Actual 2021-2022	Actual 2022-2023	Budgeted 2023-2024	Through April 83% 2023-2024	EOY 2023-2024 Estimate	Difference	Proposed Budget for 2024-2025
?	Salaries	\$50,000	\$50,884	\$49,982	\$61,250	\$48,462	\$60,000	(\$1,250)	\$70,000
?	Benefits, Taxes & Fees	\$53,382	\$58,850	\$61,180	\$70,528	\$56,203	\$71,000	\$472	\$80,092
?	Mayor Expense	\$420	\$690	\$841	\$1,000	\$580	\$1,000	\$0	\$1,000
?	Council Expenses	\$200	\$71	\$2,000	\$2,000	\$1,078	\$2,000	\$0	\$2,000
?	Mobile Devices	\$410	\$469	\$152			\$0	\$0	
		\$104,412	\$110,964	\$114,155	\$134,778	\$106,323	\$134,000	(\$778)	\$153,092

General Operations Budget FY 2024-2025

Fund Code	Line Item	Actual 2020-2021	Actual 2021-2022	Actual 2022-2023	Budgeted 2023-2024	Through April 83% 2023-2024	EOY 2023-2024 Estimate	Difference	Proposed Budget for 2024-2025
?	Salaries	\$335,711	\$281,367	\$333,502	\$594,102	\$379,885	\$444,465	(\$149,637)	\$478,000
?	Benefits, Taxes & Fees	\$117,836	\$107,259	\$129,433	\$252,641	\$147,554	\$172,638	(\$80,003)	\$191,000
		\$453,547	\$388,626	\$462,935	\$846,743	\$527,439	\$617,104	(\$229,639)	\$669,000

Town of James Island

Public Works (STORMWATER OPERATIONS) Budget FY 2024-2025

Fund Code	Line Item	Actual 2020-2021	Actual 2021-2022	Actual 2022-2023	Budgeted 2023-2024	Through April		EOY 2023-2024 Estimate	Difference	Proposed Budget for 2024-2025
						83% 2023-2024				
?	Dues and Subscriptions	\$218	\$238	\$353	\$725	\$468	\$725	\$0	\$0	\$725
?	Mobile Devices	\$981	\$621	\$39	\$1,100	\$0	\$0	(\$1,100)	\$0	\$0
?	Emergency Management	\$9,744	\$9,287	\$49,329	\$26,000	\$10,722	\$10,722	(\$15,278)	\$20,000	\$20,000
?	Groundskeeping	\$73,937	\$66,810	\$63,147	\$70,000	\$53,104	\$70,000	\$0	\$0	\$45,000
?	Tree Maintenance and Care		\$1,355	\$8,110	\$10,000	\$1,310	\$10,000	\$0	\$0	\$10,000
?	Mileage Reimbursement		\$23	\$0	\$300	\$0	\$300	\$0	\$0	\$100
?	Public Outreach		\$20	\$0	\$250	\$0	\$250	\$0	\$0	\$300
?	Projects	\$65,579	\$80,023	\$50,961	\$50,000	\$31,790	\$50,000	\$0	\$0	\$68,000
?	Signage		\$2,070	\$2,467	\$4,000	\$2,783	\$4,000	\$0	\$0	\$4,000
?	Stormwater expenses					\$576	\$576	\$576	\$0	\$0
?	Stormwater Professional Fees					\$1,650	\$3,000	\$3,000	\$3,000	\$5,000
?	Supplies	\$4,466	\$2,771	\$7,383	\$8,000	\$8,682	\$8,682	\$682	\$682	\$6,000
?	Asset Management	\$51,585	\$26,569	\$26,024	\$45,000	\$25,349	\$45,000	\$0	\$0	\$30,000
?	Training and Travel	\$295	\$815	\$1,105	\$2,500	\$395	\$2,500	\$0	\$0	\$1,500
?	Uniform / PPE	\$226	\$339	\$847	\$900	\$0	\$750	(\$150)	\$1,200	\$1,200
		\$207,031	\$190,941	\$209,765	\$218,775	\$136,829	\$206,505	(\$12,270)		\$191,825

Codes and Safety Budget FY 2024-2025

Fund Code	Line Item	Actual 2020-2021	Actual 2021-2022	Actual 2022-2023	Budgeted 2023-2024	Through April		EOY 2023-2024 Estimate	Difference	Proposed Budget for 2024-2025
						83% 2023-2024				
?	Memberships/Dues				\$250	\$0	\$250	\$0	\$0	\$250
?	Crime Watch Materials		\$273		\$250	\$0	\$250	\$0	\$0	\$200
?	Equipment			\$960	\$1,960	\$960	\$1,960	\$0	\$0	\$1,000
?	Mileage Reimbursement				\$100	\$0	\$100	\$0	\$0	\$0
?	Mobile Devices	\$414	\$322		\$700	\$0	\$0	(\$700)	\$0	\$0
?	Animal Control		\$3,000		\$3,000	\$0	\$3,000	\$0	\$0	\$2,500
?	Overgrown Lot Clearing				\$2,000	\$725	\$725	(\$1,275)	\$750	\$750
?	Radio Contract	\$1,368	\$1,368	\$3,192	\$3,200	\$2,394	\$3,192	(\$8)	\$3,200	\$3,200
?	Supplies	\$856	\$940	\$37	\$250	\$26	\$250	\$0	\$0	\$250
?	Training				\$500	\$0	\$500	\$0	\$0	\$800
?	Uniform / PPE			\$55	\$250	\$0	\$250	\$0	\$0	\$250
?	Unsafe Buildings Demolition		\$11,450		\$10,000	\$0	\$10,000	\$0	\$0	\$8,000
?	Inoperable Vehicle Towing				\$0	\$0	\$0	\$0	\$0	\$200
		\$2,638	\$17,353	\$4,244	\$22,460	\$4,105	\$20,477	(\$1,983)		\$17,400

Town of James Island

Planning and Zoning Budget FY 2024-2025

Fund Code	Line Item	Actual 2020-2021	Actual 2021-2022	Actual 2022-2023	Budgeted 2023-2024	Through April		EOY 2023-2024 Estimate	Difference	Proposed Budget for 2024-2025
						83% 2023-2024				
?	Advertising	\$230	\$809	\$838	\$1,500	\$317		\$1,500	\$0	\$1,500
?	Mobile Devices	\$670	\$24	\$0		\$0		\$0	\$0	\$0
?	Dues and Subscriptions	\$267	\$59	\$0	\$715	\$125		\$715	\$0	\$725
?	Mileage Reimbursement	\$0	\$0	\$0	\$200	\$0		\$200	\$0	\$200
?	Equipment / Software	\$365	\$2,412	\$4,558	\$5,500	\$1,594		\$5,500	\$0	\$4,500
?	Supplies	\$190	\$190	\$332	\$500	\$147		\$500	\$0	\$400
?	Training and Travel	\$90	\$90	\$740	\$1,000	\$506		\$1,000	\$0	\$1,600
?	Uniform / PPE	\$0	\$0	\$0	\$500	\$0		\$0	(\$500)	\$500
?	Planning Commission	\$1,362	\$750	\$450	\$4,000	\$1,012		\$1,184	(\$2,816)	\$3,800
?	Board of Zoning Appeals	\$2,635	\$1,655	\$2,276	\$4,000	\$210		\$246	(\$3,754)	\$3,800
		\$5,809	\$5,989	\$9,194	\$17,915	\$3,911		\$10,845	(\$7,070)	\$17,025

Building Inspections Budget FY 2024-2025

Fund Code	Line Item	Actual 2020-2021	Actual 2021-2022	Actual 2022-2023	Budgeted 2023-2024	Through April		EOY 2023-2024 Estimate	Difference	Proposed Budget for 2024-2025
						83% 2023-2024				
?	County Contract		\$24,629	\$58,541		\$17,128		\$20,040	\$20,040	\$30,000
?	Mobile Devices	\$660	\$180		\$600				(\$600)	\$600
?	Dues and Subscriptions	\$462			\$1,000	\$180		\$600	(\$400)	\$800
?	Equipment/Software				\$1,500				(\$1,500)	\$300
?	Mileage Reimbursement	\$69			\$500				(\$500)	\$0
?	Supplies	\$65			\$600	\$219		\$219	(\$381)	\$300
?	Travel and Training	\$655			\$1,400	\$100		\$600	(\$800)	\$500
?	Uniform / PPE				\$250				(\$250)	\$200
?	Community Outreach				\$250			\$250	\$0	\$200
		\$1,911	\$24,809	\$58,541	\$6,100	\$17,627		\$21,709	\$15,609	\$32,900

Town of James Island

Parks & Recreation Budget FY 2024-2025

Fund Code	Line Item	Actual 2020-2021	Actual 2021-2022	Actual 2022-2023	Budgeted 2023-2024	Through April 83% 2023-2024	EOY 2023-2024 Estimate	Difference	Proposed Budget for 2024-2025
?	Dock Street Park M & O		\$7,500					\$0	\$1,000
?	Pinckney Park M & O			\$27				\$0	\$1,000
?	Other Park Maintenance	\$7,444	\$12,309	\$9,086	\$12,500	\$14,788	\$12,500	\$0	\$18,000
?	Special Events	\$1,490	\$939	\$1,994	\$5,000	\$1,677	\$5,000	\$0	\$2,000
?	Youth Sports Program	\$13,225	\$12,325	\$7,915	\$16,000	\$1,766	\$16,000	\$0	\$12,000
		\$22,159	\$33,073	\$19,022	\$33,500	\$18,231	\$33,500	\$0	\$34,800

Facilities & Equipment Budget FY 2024-2025

Fund Code	Line Item	Actual 2020-2021	Actual 2021-2022	Actual 2022-2023	Budgeted 2023-2024	Through April 83% 2023-2024	EOY 2023-2024 Estimate	Difference	Proposed Budget for 2024-2025
?	Equipment/Furniture	\$3,659	\$137	\$1,399	\$5,000	\$1,673	\$5,000	\$0	\$4,000
?	Facilities Maintenance	\$6,198	\$6,444	\$17,286	\$19,800	\$7,274	\$19,800	\$0	\$16,000
?	Generator Maint.		\$3,384	\$1,846	\$2,000	\$1,911	\$2,000	\$0	\$2,000
?	Janitorial	\$7,118	\$9,359	\$14,850	\$12,000	\$13,500	\$14,850	\$2,850	\$15,000
?	Security Monitoring	\$2,112	\$4,160	\$1,151	\$1,500	\$1,034	\$1,210	(\$290)	\$1,500
?	Street Lights	\$134,802	\$152,868	\$148,403	\$155,000	\$114,787	\$145,000	(\$10,000)	\$145,000
?	Utilities	\$32,324	\$34,555	\$28,366	\$35,000	\$18,776	\$32,000	(\$3,000)	\$42,000
?	Vehicle Maint.Expense	\$6,404	\$7,422	\$6,308	\$12,000	\$4,971	\$12,000	\$0	\$12,000
		\$192,617	\$218,329	\$219,609	\$242,300	\$163,926	\$231,860	(\$10,440)	\$237,500

Town of James Island

Island Sheriff's Patrol Budget FY 2024-2025

25% to Hospitality

Fund Code	Line Item	Actual 2020-2021	Actual 2021-2022	Actual 2022-2023	Budgeted 2023-2024	Through April		EOY 2023-2024 Estimate	Difference	Proposed Budget for 2024-2025
						83% 2023-2024				
?	ISP Salary	\$244,096	\$183,349	\$225,982	\$186,814	\$174,035		\$203,621	\$16,807	\$270,967
?	ISP Benefits, Taxes & Fees	\$65,709	\$50,752	\$64,326	\$52,102	\$50,063		\$58,574	\$6,472	\$78,282
?	ISP Programs & Supplies	\$13,483	\$15,597	\$14,129	\$17,250	\$8,435		\$9,869	(\$7,381)	\$46,575
?	ISP - Other Security								\$0	
?	ISP - Dedicated Officer Annual Expense	\$28,328	\$70,587	\$65,317	\$147,900	\$19,947		\$80,000	(\$67,900)	\$86,254
		\$351,616	\$320,285	\$369,754	\$404,066	\$252,480		\$352,064	(\$52,002)	\$482,078

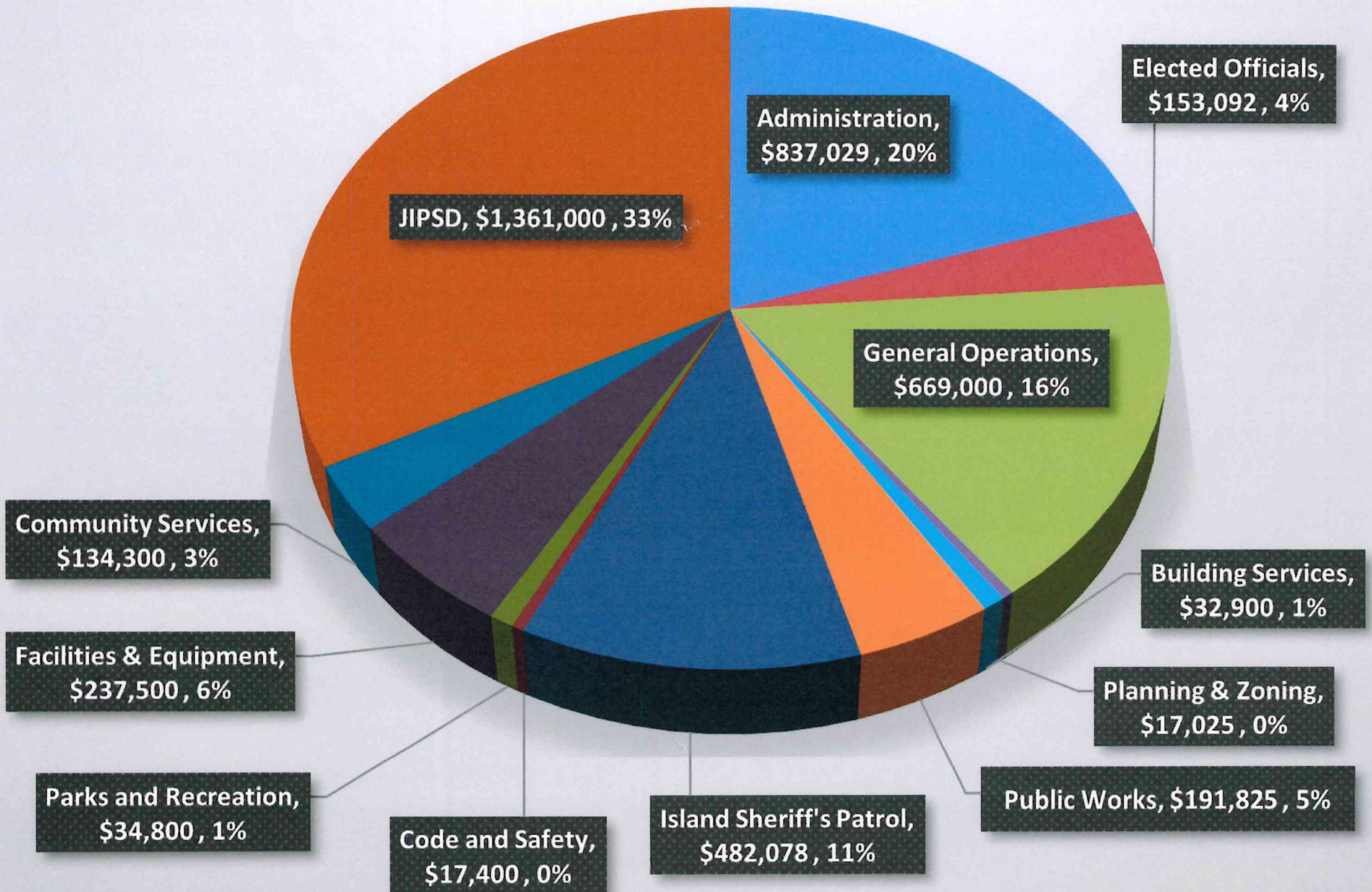
Community Services Budget FY 2024-2025

Fund Code	Line Item	Actual 2020-2021	Actual 2021-2022	Actual 2022-2023	Budgeted 2023-2024	Through April		EOY 2023-2024 Estimate	Difference	Proposed Budget for 2024-2025
						83% 2023-2024				
?	Repair Care Program	\$37,799	\$13,300	\$25,137	\$35,000	\$0		\$35,000	\$0	\$40,000
?	Drainage Council				\$500	\$0		\$500	\$0	\$500
?	History Council	\$4,344	\$1,884	\$1,565	\$5,000	\$433		\$2,500	(\$2,500)	\$17,000
?	Neighborhood Council	\$810	\$45	\$2,775	\$3,000	\$1,194		\$3,000	\$0	\$2,800
?	Business Development Council	\$31			\$500	\$0		\$500	\$0	\$500
?	James Island Pride	\$1,656	\$1,902	\$2,688	\$3,500	\$298		\$3,500	\$0	\$5,000
?	Helping Hands	\$340	\$518	\$247	\$500	\$353		\$500	\$0	\$1,500
?	Tree Council	\$3,290	\$2,067		\$3,500	\$215		\$3,500	\$0	\$5,000
?	Community Tutoring Programs			\$9,850	\$12,500	\$0		\$12,500	\$0	\$12,000
?	Community Service Contributions	\$23,750	\$31,000	\$31,905	\$55,000	\$31,100		\$55,000	\$0	\$50,000
		\$72,020	\$50,716	\$74,167	\$119,000	\$33,593		\$116,500	(\$2,500)	\$134,300

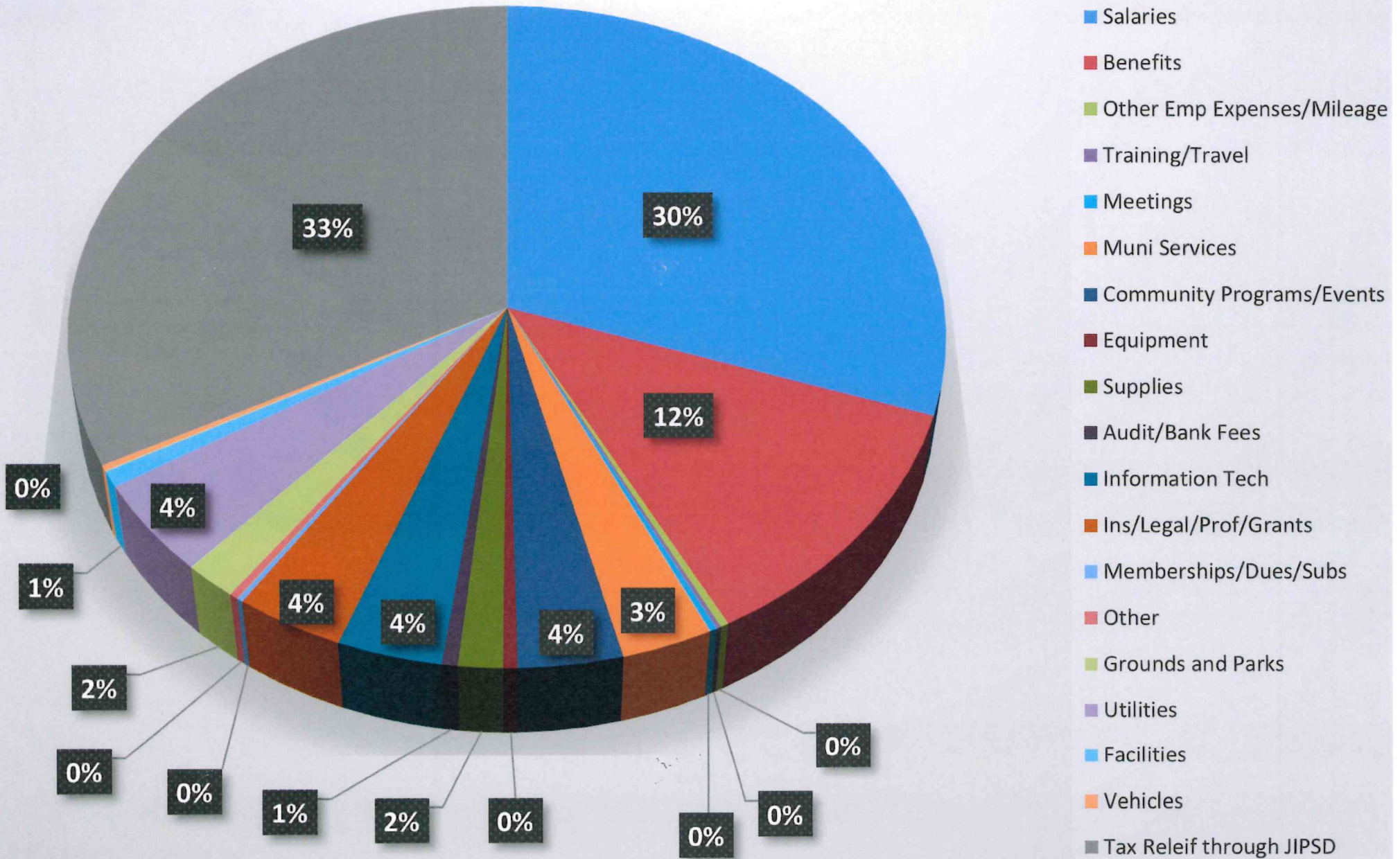
Jl Public Safety District Budget FY 2024-2025

Fund Code	Line Item	Actual 2020-2021	Actual 2021-2022	Actual 2022-2023	Budgeted 2023-2024	Through April		EOY 2023-2024 Estimate	Difference	Proposed Budget for 2024-2025
						83% 2023-2024				
?	Tax Relief	\$900,000	\$1,068,000	\$1,269,996	\$1,284,000	\$1,070,000		\$1,284,000	\$0	\$1,360,000
?	Admin Expense							\$0	\$0	\$0
	Auditor Expense	\$5,000	\$1,000		\$1,000	\$0		\$1,000	\$0	\$1,000
		\$905,000	\$1,069,000	\$1,269,996	\$1,285,000	\$1,070,000		\$1,285,000	\$0	\$1,361,000

2024-2025 Budgeted Department Expenses



2024-2025 Budgeted Expense Types



Town of James Island
Capital Projects Budget FY 2024-2025

Fund Code	Line Item	Actual 2020-2021	Actual 2021-2022	Actual 2022-2023	Through April				Proposed Budget for 2024-2025	96488					Total 5-Year CIP
					Budgeted 2023-2024	83% 2023-2024	EOY 2023-2024 Estimate	Difference		2025-2026	2026-2027	2027-2028	2028-2029	2029-2030	
INFRASTRUCTURE															
	1129 Hillman			\$268,182		\$0		\$0							\$0
	Hillman Street Property			\$226,998		\$0		\$0							\$0
	Dills Bluff Sidewalk, Phase III - Seaside to Condon/Winborn	\$23,897	\$27,056	\$30,906	\$250,000	\$5,057	\$179,627	(\$179,627)		\$223,000	\$275,000				\$0
	Dills Bluff Sidewalk, Phase IV - Winborn to HBVR					\$953	\$953	\$249,047							\$498,000
	Lighthouse Point Sidewalk and Drainage, Phase I		\$55,000			\$0		\$0							\$0
	Regatta Road Sidewalk	\$30,668	\$2,393	\$2,501	\$9,000	\$0	\$9,000	\$0	\$125,000						\$0
	Seaside Lane Sidewalk					\$566	\$566	(\$566)							\$0
	Town Hall - Second Floor				\$45,000	\$0	\$0	\$45,000		\$50,000					\$50,000
	Town Hall Sidewalk Completion to Camp	\$32,885	\$32,885			\$0		\$0							\$0
	Traffic Calming Projects	\$105,937	\$142	\$16,788	\$75,000	\$82,470	\$82,470	(\$7,470)	\$30,000	\$30,000	\$50,000	\$50,000	\$50,000	\$50,000	\$230,000
	Camp Road Sidewalk Completion at Oyster Point	\$27,000	\$27,000			\$0		\$0							\$0
	Nabors Phase I		\$18,100	\$7,400		\$0		\$0	\$235,000						\$0
	Honey Hill Road Paving					\$0		\$0	\$58,800						\$0
	Undergrounding Power Lines					\$0		\$0							\$0
	Town Hall Solar Panels		\$31,785	\$52,975		\$0		\$0							\$0
	Other Capital Improvement Projects	\$50,000				\$0		\$0							\$0
	RIA Sewer Project (Connections)					\$0		\$0	\$1,000,000	\$10,000	\$20,000	\$50,000	\$50,000	\$50,000	\$180,000
	Additional Sewer Connections														\$0
	Septic Tank Testing		\$2,400	\$36,350	\$110,000	\$14,450	\$14,450	\$95,550	\$10,000						\$0
	James Island Creek Sewer Infrastructure Match	\$50,000	\$50,000		\$444,000	\$0	\$0	\$444,000	\$444,000						\$0
	TOTAL Infrastructure:	\$320,387	\$246,761	\$642,100	\$933,000	\$103,496	\$287,066	\$645,934	\$1,902,800	\$313,000	\$945,000	\$100,000	\$173,238	\$100,000	\$1,031,238
DRAINAGE PROJECTS															
	Lighthouse Point Sidewalk and Drainage, Phase I		\$55,000	\$55,000		\$0		\$0							\$0
	Greenhill / Honey Hill Drainage Phase I-II	\$57,817	\$63,083	\$7,044	\$280,000	\$242,645	\$242,645	\$37,355							\$0
	Greenhill / Honey Hill Drainage Easements					\$0		\$0							\$0
	Oceanview-Stonepost Drainage Basin, Phases I-II	\$63,500	\$25,966	\$120,016	\$808,000	\$472,169	\$808,000	\$0							\$0
	Woodhaven Drainage Improvements	\$10,100	\$26,200		\$700,000	\$10,500	\$700,000	\$0							\$0
	Quail Run Drainage Improvements		\$22,275		\$735,000	\$766,742	\$766,742	(\$31,742)	\$5,000						\$0
	Hazard Mitigation Project	\$197,933	\$339			\$0		\$0							\$0
	Santee St. Drainage Improvements					\$0		\$0							\$0
	James Island Creek Basin Drainage Improvements	\$32,000	\$109			\$0		\$0	\$15,000	\$15,000	\$25,000	\$25,000	\$25,000	\$25,000	\$115,000
	Drainage Outflow Valve Devices					\$0		\$0		\$10,000	\$20,000				\$30,000
	Highland Ave Drainage Improvements	\$159,750	\$159,750			\$0		\$0							\$0
	Island-Wide Drainage Study					\$0		\$0							\$0
	Drainage Improvement Projects	\$67,173		\$44,253	\$25,000	\$13,935	\$25,000	\$0	\$15,000	\$15,000	\$25,000	\$25,000	\$25,000	\$25,000	\$115,000
	TOTAL Drainage:	\$588,273	\$352,722	\$226,313	\$2,548,000	\$1,505,991	\$2,542,387	\$5,613	\$35,000	\$40,000	\$70,000	\$50,000	\$50,000	\$50,000	\$260,000
CAPITAL EQUIPMENT															
	ISP - Dedicated Officer Initial Expense	\$75,741			\$66,300	\$0	\$0	\$66,300							\$0
	License Plate Recognition Camera - HBVR		\$27,186			\$0		\$0							\$0
	License Plat Recognition Camera					\$0		\$0							\$0
	Security Upgrades					\$0		\$0		\$20,000					\$20,000
	Public Works Equipment	\$45,028	\$15,328	\$50,259	\$10,000	\$8,915	\$15,720	(\$5,720)	\$1,000	\$10,000	\$5,000	\$5,000	\$5,000	\$5,000	\$30,000
	Audio Visual Upgrades			\$13,015	\$68,699	\$56,115	\$68,699	\$0	\$1,000	\$10,000		\$5,000	\$5,000	\$5,000	\$25,000
	TOTAL Equipment:	\$120,769	\$42,514	\$63,274	\$144,999	\$65,030	\$84,419	\$60,580	\$2,000	\$40,000	\$5,000	\$10,000	\$10,000	\$10,000	\$75,000
PARKS AND RECREATION															
	Dock Street Park Improvements		\$7,500	\$533	\$59,000	\$24,525	\$59,000	\$0	\$130,000	\$180,000	\$320,000				\$500,000
	Pinckney Park Improvements	\$50,880	\$14,339			\$0		\$0	\$10,000	\$10,000	\$20,000				\$30,000
	Brantley Park Improvements					\$0		\$0							\$0
	Park Acquisitions					\$0		\$0	\$370,000	\$200,000	\$250,000	\$250,000	\$250,000	\$250,000	\$1,200,000
	Park Projects					\$0		\$0							\$0
	Park and Rec Improvements					\$0		\$0							\$0
	TOTAL Parks and Recreation:	\$50,880	\$21,839	\$533	\$59,000	\$24,525	\$59,000	\$0	\$510,000	\$390,000	\$590,000	\$250,000	\$250,000	\$250,000	\$1,730,000
	TOTAL CAPITAL PROJECTS:	\$1,080,309	\$663,836	\$932,220	\$3,684,999	\$1,699,042	\$2,972,872	\$712,127	\$2,449,800	\$783,000	\$1,010,000	\$410,000	\$483,238	\$410,000	\$3,096,238

Town of James Island


Hospitality Tax Budget FY 2024-2025

Fund Code	Line Item	Actual 2020-2021	Actual 2021-2022	Actual 2022-2023	Budgeted 2023-2024	Through April 83% 2023-2024	EOY 2023-2024 Estimate	Difference	Proposed Budget for 2024-2025
	Hospitality Tax Revenue	\$536,228	\$700,953	\$673,442	\$680,000	\$564,552	\$680,000	\$0	\$690,000
	Hospitality Expenses								
?	The Town Market	\$300	\$169	\$1,669	\$2,000	\$2,400	\$4,000	\$2,000	\$6,000
?	Guide to Historic James Island			\$4,523	\$5,000			(\$5,000)	\$1,000
?	ReThink Folly Rd - Staff Cost-Sharing	\$22,417	\$31,149	\$18,009	\$20,000	\$71	\$20,000	\$0	\$18,000
?	Santee St. Public Parking Lot	\$29,377	\$29,400	\$30,600	\$34,400	\$31,800	\$34,400	\$0	\$34,000
?	James Island Arts & Cultural Center Operations	\$4,100	\$106,038	\$140,600	\$150,000	\$136,374	\$150,000	\$0	\$170,000
?	James Island Arts & Cultural Center Projects & Events				\$15,000	\$2,476	\$15,000	\$0	\$15,000
?	Promotional Grants	\$4,250	\$7,000	\$9,000	\$10,000	\$10,250	\$10,250	\$250	\$10,000
?	Public Safety of Tourism Areas		\$85,545	\$123,437	\$134,688	\$84,155	\$134,688	\$0	\$166,243
?	Camp and Folly Landscaping Maintenance		\$5,790	\$8,775	\$10,000	\$3,325	\$5,000	(\$5,000)	\$5,000
?	Community Events	\$4,985	\$4,091	\$3,111	\$5,000	\$5,939	\$5,939	\$939	\$6,000
?	Brantley Park Ops	\$2,050	\$800	\$1,700	\$2,400	\$3,503	\$3,263	\$863	\$2,400
?	Entrepreneur and Small Business Support			\$25,500					
	TOTAL Expenses	\$67,479	\$269,982	\$366,924	\$388,488	\$280,293	\$382,540	(\$5,948)	\$433,643
	Current Surplus/Deficit	\$468,749	\$430,971	\$306,518	\$291,512	\$284,259	\$297,460	\$5,948	\$256,357
?	Hospitality Tax Transfer Out to Capital	\$339,993	\$339,993	\$113,287	\$936,100			(\$936,100)	
?	Transfer (out from/ in to) Hospitality Fund Balance	(\$128,756)	(\$90,979)		(\$644,588)			\$644,588	
	Total Hospitality Expenditures (Capital and Current)	\$407,472	\$609,975	\$480,211	\$1,324,588	\$280,293	\$382,540	(\$942,048)	\$433,643
	Hospitality Tax Fund Balance								
	Initial Fund Balance	\$1,161,341	\$1,463,027	\$1,690,431	\$2,444,286	\$2,279,174	\$2,279,174		\$2,576,634
	End Fund Balance	\$1,290,097	\$1,690,431	\$2,279,174	\$1,799,968	\$2,563,433	\$2,576,634		\$2,832,991

Town of James Island

Hospitality Tax Capital Projects FY 2024-2025

Fund Code	Line Item	Actual 2020-2021	Actual 2021-2022	Actual 2022-2023	Budgeted 2023-2024	Through April 83% EOY 2023-2024			Proposed Budget for 2024-2025	96488					Total 5-Year CIP	
						2023-2024	2023-2024	Estimate		Difference	2025-2026	2026-2027	2027-2028	2028-2029		2029-2030
	Bus Shelters/Bench on Folly Road			\$3,800	\$25,000	\$0	\$0	\$25,000	\$25,000							\$0
	Wayfinding Signage					\$0	\$0	\$0	\$0							\$73,238
	Camp and Folly -- Signage/Flags				\$35,000	\$0	\$0	\$35,000	\$35,000							\$0
	Camp / Folly Landscaping		\$30,000			\$0	\$0	\$0	\$0							\$0
	Streetscape Lighting at Camp / Dills Bluff					\$0	\$0	\$0	\$0							\$0
	Rethink Folly Road - Phase I		\$28		\$400,000	\$0	\$400,000	\$0	\$400,000							\$0
	ISP Dedicated Officer Initial Expense				\$22,100	\$0	\$0	\$22,100	\$22,100							\$0
	Rethink Folly Road - Phase II-III					\$0	\$0	\$0	\$0							\$0
	Folly Road Beautification	\$950	\$1,657		\$10,000	\$2,500	\$10,000	\$0	\$5,000	\$30,000						\$30,000
	Pinckney Park	\$418	\$418			\$0	\$0	\$0	\$12,500	\$5,000	\$5,000	\$5,000	\$5,000	\$5,000		\$25,000
	Brantley Park	\$2,080	\$113,027	\$13,033	\$100,000	\$15,565	\$15,565	\$84,435	\$0							\$0
	James Island Arts and Cultural Center	\$238,095	\$122,789	\$13,839	\$150,000	\$3,598	\$150,000	\$0	\$150,000							\$0
	James Island Arts and Cultural Center Solar Panels		\$24,446	\$54,629		\$0	\$0	\$0	\$0							\$0
	1248 Camp Center - Civil & Landscape					\$0	\$0	\$0	\$0							\$0
	Holiday Lights		\$1,042	\$13,699	\$2,000	\$0	\$2,000	\$0	\$2,000							\$0
	Intersection Improvements at Camp / Dills Bluff					\$0	\$0	\$0	\$0							\$0
	Other Tourism-Related Projects				\$50,000	\$2,000	\$50,000	\$0	\$50,000							\$0
	Undergrounding Power Lines - Folly Road					\$0	\$0	\$0	\$0							\$0
	Folly Road Multi-Use Path, Wilton to Ft. Johnson				\$42,000	\$0	\$42,000	\$0	\$42,000							\$0
	Park Projects					\$0	\$0	\$0	\$20,000	\$20,000	\$20,000	\$20,000	\$20,000			\$80,000
	Historic Fort Johnson				\$100,000	\$0	\$100,000	\$100,000	\$0							\$0
	TOTAL:	\$241,543	\$293,407	\$99,000	\$936,100	\$23,663	\$627,565	\$308,535	\$741,500	\$55,000	\$25,000	\$25,000	\$98,238	\$5,000		\$208,238
Transfers In:																
	Hospitality Tax Fund:	\$339,993	\$339,993													



	22/23 Actual	23/24 Budget	23/24 YTD	23/24 Estimate	24/25 DRAFT Budget	DIFFERENCE
Tree Fund						
Tree Mitigation Revenue	85,600	500	96,488		500	-
Tree Mitigation Expense	4,712	1,200	23,250	39,857	1,200	-
Change in Balance		(700)	(23,250)		(700)	-
Initial Balance		80,488	80,488	80,488	73,238	(7,250)
Ending Balance	80,488	79,788	57,238	73,238	72,538	(7,250)

DRAFT

	22/23 Actual	23/24 Budget	23/24 YTD	23/24 Estimate	24/25 DRAFT Budget	TOTALS
American Rescue Plan						
Revenue						
Expense		2,795,955	1,690,058	2,795,955	0	
Transfer Out to Capital Projects		2,795,955	1,690,058	2,795,955	0	
Change in Balance		2,795,955	1,105,897	0	0	
Initial Balance		2,795,955		2,795,955	0	
Ending Balance		2,650,915	960,857	0	0	

	22/23 Actual	23/24 Budget	23/24 YTD	23/24 Estimate	24/25 DRAFT Budget	DIFFERENCE
Accomodations Tax Fund						
Accomodations Tax Revenue		77,000	24,925	75,000	75,000	(2,000)
Local Accomodations Tax Revenue		1,500	914	1,690,058	2,000	500
				1690058		-
Accomodations Current Expense						-
						-
Promotional Grants (30%)		14,850	2,650,915	960,857	14,850	-
Tourism-Related Events (65%) (WAS COMMUNITY EVENTS)						-
Tourism-Related Advertising (65%)		34,650		34,650	76,050	41,400
						-
Local ATAX Expense				2,000	2,000	2,000
TOTAL Current Expense						-
Current Surplus/Deficit						-
						-
Accomodations Tax Transfer Out to GF (25k plus 5%)		25,000		27,500	27,500	2,500
						-
						-
Total Accomodations Expenditures (Capital and Current)						-
						-
Accomodations						-
Initial Fund Balance		41,400				(41,400)
End Fund Balance						-

	22/23 ACTUAL	23/24 BUDGET	23/24 ESTIMATE	24/25 BUDGET	Difference
Stormwater					
Stormwater Revenue		63,000		63,000	
Stormwater Expense		1,690,058			
Transfer Out to Capital Projects		1,690,058			
Change in Balance		63,000			
Initial Balance		530,190		566,432	
Ending Balance	2,650,915	960,857		629,432	

DRAFT

AN ORDINANCE

AN ORDINANCE AMENDING THE TOWN OF JAMES ISLAND ZONING AND LAND DEVELOPMENT REGULATIONS ORDINANCE, NUMBER 2013-07: (EXHIBIT A): GENERAL PROVISIONS - GRAND TREE DEFINITION: SECTION 153.013; SUBDIVISIONS - TREE PRESERVATION: SECTION 153.309; DEVELOPMENT STANDARDS - TREE PROTECTION: SECTION 153.334.

WHEREAS, the South Carolina Local Government Comprehensive Planning Enabling Act of 1994, Sections 6-29-310, et seq., 6-29-510 et seq., 6-29-710 et seq. and 6-29-110 et seq., of the Code of Laws of South Carolina, 1976, as amended, authorizes the Town of James Island to enact or amend its zoning and land development regulations to guide development in accordance with existing and future needs and in order to protect, promote and improve the public health, safety, and general welfare; and

WHEREAS, the Town of James Island Planning Commission has reviewed the proposed text of the Town of James Island Zoning and Land Development Regulations Ordinance (ZLDR) in accordance with the procedures established in State law and the ZLDR, and has recommended that the Town of James Island Council adopt the proposed text amendments of the ZLDR as set forth in Sections 153.013, 153.309, and 153.334 herein; and

WHEREAS, upon receipt of the recommendation of the Planning Commission, Town Council held at least one (1) public hearing and after close of the public hearing, Town Council approves the proposed text amendments based on the Approval Criteria of Section 153.042 (F) of the ZLDR;

WHEREAS, the Town Council has determined the proposed text amendments meet the following criteria:

- (1). The proposed amendment corrects an error or inconsistency or meets the challenge of a changing condition; and
- (B). The proposed amendment is consistent with the adopted Town of James Island Comprehensive Plan and goals as stated in Section 153.005; and
- (C). The proposed amendment is to further the public welfare in any other regard specified by Town Council.

NOW, THEREFORE, be ordained it, by the Town of James Island Council in meeting duly assembled, as follows:

SECTION I. FINDINGS INCORPORATED

The above recitals and findings are incorporated herein by reference and made a part of this Ordinance.

SECTION II. TEXT AMENDMENT OF THE ZONING AND LAND DEVELOPMENT REGULATIONS ORDINANCE

The Town of James Island Zoning and Land Development Regulations Ordinance is hereby amended to include the text amendments of Sections 153.013, 153.309, and 153.334 and is attached hereto as "Exhibit A", and made a part of this Ordinance by reference.

SECTION III. SEVERABILITY

If, for any reason, any part of this Ordinance is invalidated by a court of competent jurisdiction, the remaining portions of this Ordinance shall remain in full force and effect.

SECTION IV. EFFECTIVE DATE

This Ordinance shall become effective immediately following second reading by the Town Council.

ADOPTED and APPROVED in meeting duly assembled this 20th June, 2024

TOWN OF JAMES ISLAND COUNCIL

By: _____
Frances H. Lyon
Mayor of the Town of James Island

ATTEST:

By: _____
Frances Simmons
Town Clerk of the Town of James Island

First Reading: May 16, 2023
Public Hearing June 20, 2023
Second Reading: June 20, 2023

“EXHIBIT A”

GENERAL PROVISIONS

§ 153.013 DEFINITIONS.

GRAND TREE. All species of tree measuring **24 18** inches or greater diameter breast height (DBH) except pine and sweet gum.

SUBDIVISION REGULATIONS

§ 153.309 TREE PRESERVATION; GRAND TREES.

(A) *Definition.* For this and all sections regarding the protection of **GRAND TREES**, the meaning shall be for all trees except pine and sweet gum having a diameter at breast height of **24 18** inches or greater.

DEVELOPMENT STANDARDS

§ 153.334 TREE PROTECTION AND PRESERVATION.

GRAND TREE. Any species of tree measuring **24 18** inches or greater diameter breast height (DBH) except pine and sweet gum. All **GRAND TREES** are prohibited from removal unless a grand tree removal permit is issued.